

Foreign Exchange Assets and Liabilities of Non-Financial Companies

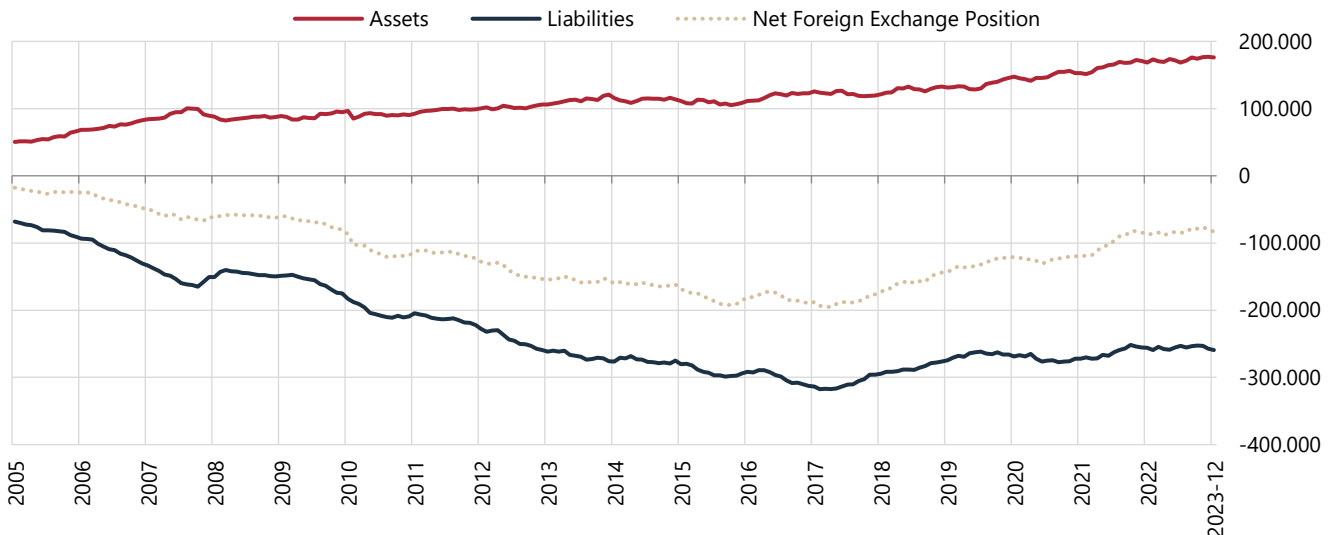
Data Governance and Statistics Department

DECEMBER 2023

Evaluations

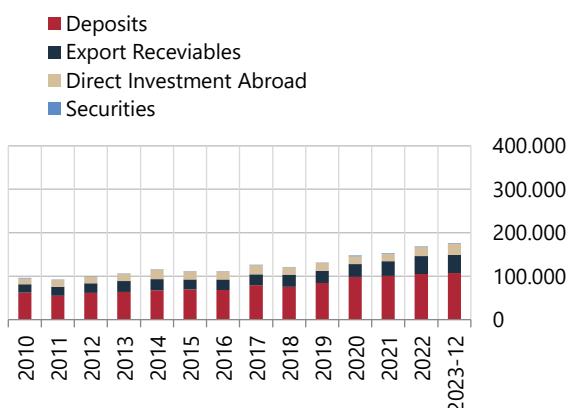
According to the table of Foreign Exchange Assets and Liabilities of Non-Financial Companies as of December 2023, assets decreased by 888 million USD while liabilities increased by 1,985 million USD, compared to November 2023. Accordingly, Net Foreign Exchange Deficit recorded 83,137 million USD indicating an increase of 2,873 million USD compared to November 2023 (Graph 1).

Graph 1. Net Foreign Exchange Position - Assets and Liabilities (Million USD)

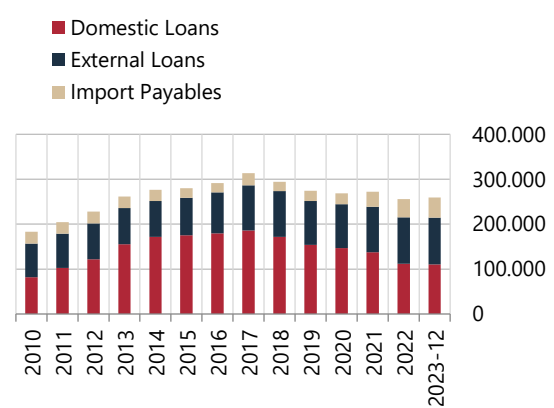


On the asset side; while deposits held by domestic banks and securities decreased by 1,959 million USD and 80 million USD respectively, export receivables and direct investments abroad increased by 708 million USD and 443 million USD respectively, compared to November 2023. Accordingly, assets recorded a decrease by 888 million USD (Graph 2). On the liability side; while external loans (excluding trade credits) and import payables increased by 1,386 million USD and 848 million USD respectively, domestic loans decreased by 249 million USD, compared to November 2023. Accordingly, liabilities recorded an increase of 1,985 million USD (Graph 3).

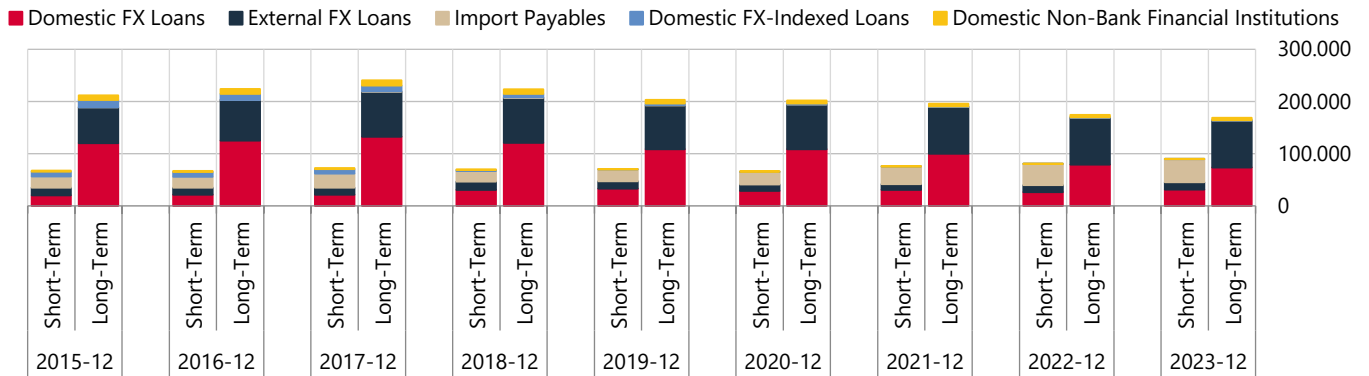
Graph 2. Composition of Assets (Million USD)



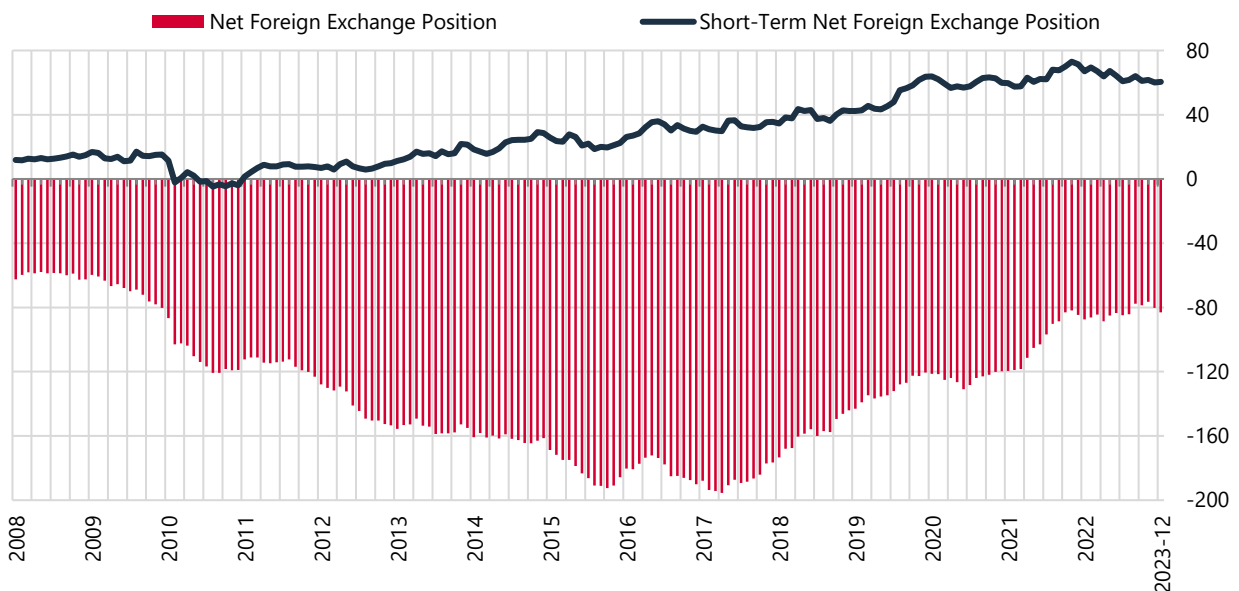
Graph 3. Composition of Liabilities (Million USD)



In December 2023, short-term domestic loans decreased by 527 million USD, while long-term domestic loans increased by 277 million USD compared to November 2023. Short-term external loans decreased by 1,361 million USD, while long-term external loans increased by 3,595 million USD (Graph 4).

Graph 4. Maturity Breakdown of Liabilities (Million USD)

In December 2023, short-term assets recorded 150,833 million USD while short-term liabilities recorded 90,294 million USD. Accordingly, Short-Term Foreign Exchange Surplus recorded 60,539 million USD indicating an increase of 557 million USD compared to November 2023 (Graph 5). The share of the short-term liabilities in total liabilities is 35 percent (Graph 6).

Graph 5. Short-Term Net Foreign Exchange Position (Million USD)**Graph 6. Share of the Short-Term Liabilities in Total Liabilities (%)**