TÜRKİYE CUMHURİYET MERKEZ BANKASI

FINANCIAL SERVICES STATISTICS AND FINANCIAL SERVICES CONFIDENCE INDEX

January 2018

Statistics Department
Real Sector Data Division

CONTENTS

1 **MONTHLY RESPONSES OF THE FINANCIAL SERVICES SURVEY**
2 **FINANCIAL SERVICES CONFIDENCE INDEX**
3 **FINANCIAL SERVICES SURVEY WEIGHTED AGGREGATED RESULTS**
3.1 Business situation for the last three months
3.2 Demand for services (turnover) for the last three months
3.3 Demand for services (turnover) for the next three months
3.4 Employment for the last three months
3.5 Employment for the next three months
3.6 Operating income for the last three months (*)
3.7 Operating income for the next three months (*)
3.8 Operating expenses for the last three months (*)
3.9 Operating expenses for the next three months (*)
3.10 Profitability for the last three months (*)
3.11 Profitability for the next three months (*)
3.12 Capital expenditure for the last three months (*)
3.13 Capital expenditure for the next three months (*)
3.14 Competitive position on the domestic market for the last three months (*)
3.15 Competitive position on foreign markets inside the EU for the last three months (*)
3.16 Competitive position on foreign markets outside the EU for the last three months (*)
3.17 Competitive position on the domestic market for the last three months (*)
3.18 Competitive position on foreign markets inside the EU for the next three months (*)
3.19 Competitive position on foreign markets outside the EU for the next three months (*)

(*) These indicators are produced quarterly (in January, April, July and October).

1. MONTHLY RESPONSES OF THE FINANCIAL SERVICES SURVEY

Contents

RESPONSES BY SECTORS - January 2018			
	Participants	**Responses**	**Response Rate (%)**
Banks	49	49	**100.0**
Insurance Companies	22	22	**100.0**
Brokerage Companies	23	23	**100.0**
Factoring Companies	36	36	**100.0**
Leasing Companies	13	13	**100.0**
Financing Companies	7	7	**100.0**
Total	**150**	**150**	**100.0**

2. FINANCIAL SERVICES CONFIDENCE INDEX (FSCI)

Contents

	January 2013 - January 2018			2017												2018
	Arithmetic Mean	Maximum	Minimum	January	February	March	April	May	June	July	August	September	October	November	December	January
Financial Services Confidence Index	***169.7***	***187.3***	***140.7***	***166.5***	***165.1***	***165.8***	***178.0***	***178.4***	***177.4***	***166.4***	***171.6***	***166.0***	***165.9***	***168.9***	***165.4***	***166.1***
Business Situation (Last 3 Months)	165.1	188.1	115.7	177.0	152.2	163.8	187.1	177.1	171.8	158.1	179.6	159.1	146.3	153.3	153.0	156.3
Demand For Services (Last 3 Months)	170.2	193.5	126.1	159.6	183.1	172.8	187.8	179.7	189.7	179.0	169.9	158.7	169.4	177.8	180.0	183.9
Demand For Services (Next 3 Months)	173.8	192.6	153.5	162.8	159.9	160.9	159.0	178.5	170.7	162.2	165.4	180.1	181.9	175.5	163.3	158.2

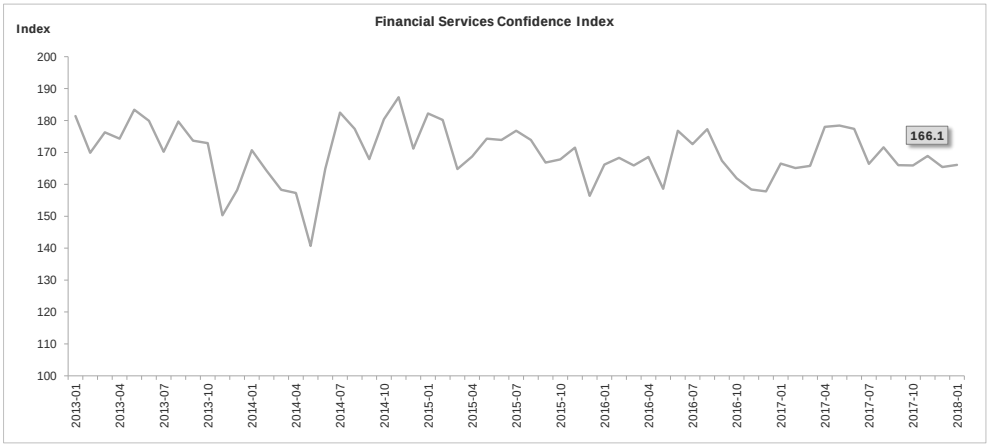

3. FINANCIAL SERVICES SURVEY WEIGHTED AGGREGATED RESULTS

Contents

3.1 Business Situation for the Last Three Months

Months	Improved	Remained Unchanged	Deteriorated	Balance
2017-01	78.9	19.2	1.9	**77.0**
2017-02	57.0	38.2	4.8	**52.2**
2017-03	64.4	35.0	0.6	**63.8**
2017-04	87.5	12.1	0.4	**87.1**
2017-05	78.2	20.7	1.1	**77.1**
2017-06	72.7	26.4	0.9	**71.8**
2017-07	59.1	39.9	1.0	**58.1**
2017-08	80.3	19.0	0.7	**79.6**
2017-09	60.2	38.7	1.1	**59.1**
2017-10	47.2	51.9	0.9	**46.3**
2017-11	55.6	42.1	2.3	**53.3**
2017-12	54.5	44.0	1.5	**53.0**
2018-01	58.1	40.1	1.8	**56.3**

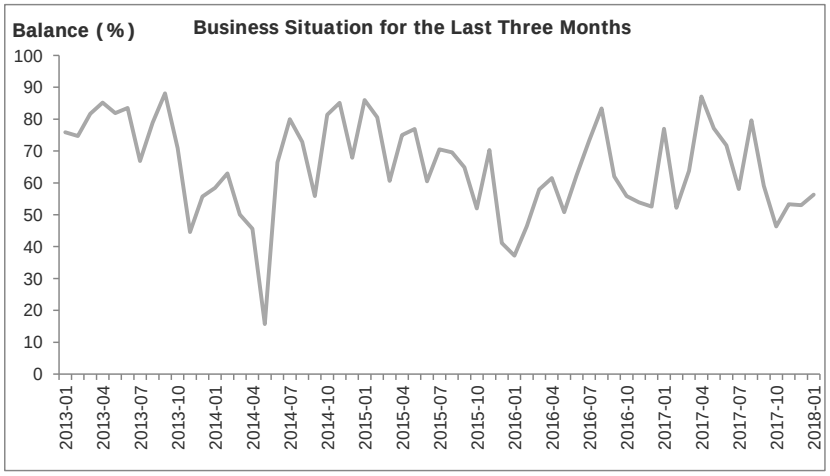

3.2 Demand For Services (Turnover) for the Last Three Months

Months	Increased	Remained Unchanged	Decreased	Balance
2017-01	70.4	18.8	10.8	**59.6**
2017-02	87.7	7.7	4.6	**83.1**
2017-03	74.7	23.4	1.9	**72.8**
2017-04	89.0	9.8	1.2	**87.8**
2017-05	81.5	16.7	1.8	**79.7**
2017-06	91.1	7.5	1.4	**89.7**
2017-07	80.8	17.4	1.8	**79.0**
2017-08	79.6	10.7	9.7	**69.9**
2017-09	68.9	20.9	10.2	**58.7**
2017-10	79.2	11.0	9.8	**69.4**
2017-11	79.1	19.6	1.3	**77.8**
2017-12	84.1	11.8	4.1	**80.0**
2018-01	86.9	10.1	3.0	**83.9**

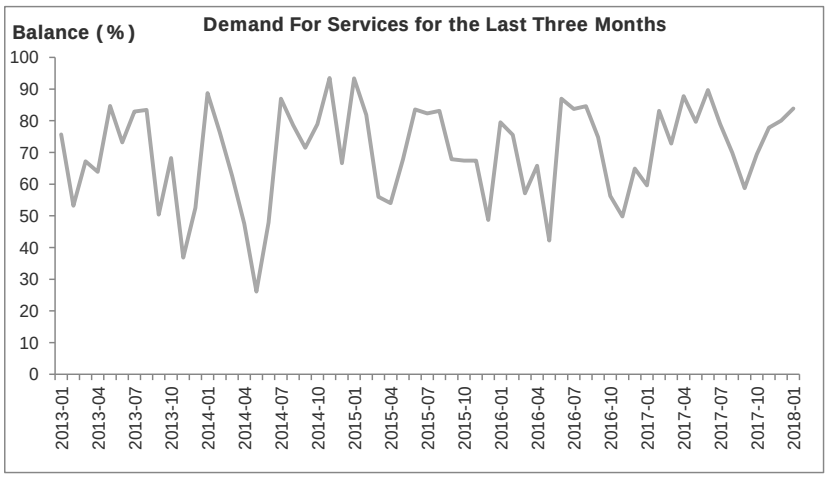

3.3 Demand For Services (Turnover) for the Next Three Months

Months	Increase	Remain Unchanged	Decrease	Balance
2017-01	66.6	29.6	3.8	**62.8**
2017-02	69.3	21.3	9.4	**59.9**
2017-03	61.6	37.7	0.7	**60.9**
2017-04	61.5	36.0	2.5	**59.0**
2017-05	79.7	19.1	1.2	**78.5**
2017-06	72.0	26.7	1.3	**70.7**
2017-07	71.9	18.4	9.7	**62.2**
2017-08	74.6	16.2	9.2	**65.4**
2017-09	81.2	17.7	1.1	**80.1**
2017-10	83.1	15.7	1.2	**81.9**
2017-11	77.0	21.5	1.5	**75.5**
2017-12	72.1	19.1	8.8	**63.3**
2018-01	67.0	24.2	8.8	**58.2**

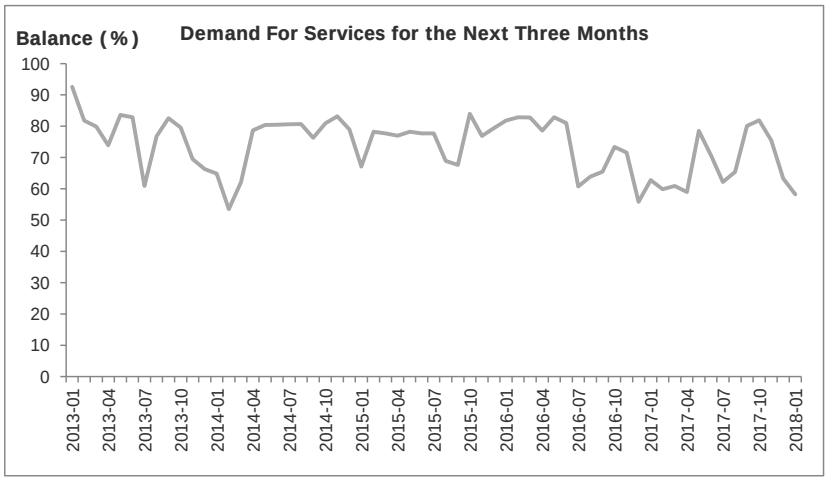

Contents

3. FINANCIAL SERVICES SURVEY WEIGHTED AGGREGATED RESULTS

3.4 Employment for the Last Three Months

Months	Increased	Remained Unchanged	Decreased	Balance
2017-01	30.1	22.6	47.3	**-17.2**
2017-02	26.7	48.2	25.1	**1.6**
2017-03	22.5	48.3	29.2	**-6.7**
2017-04	20.6	57.5	21.9	**-1.3**
2017-05	24.5	67.1	8.4	**16.1**
2017-06	46.5	45.4	8.1	**38.4**
2017-07	35.6	58.1	6.3	**29.3**
2017-08	29.8	46.0	24.2	**5.6**
2017-09	28.6	37.4	34.0	**-5.4**
2017-10	24.8	41.3	33.9	**-9.1**
2017-11	35.1	37.2	27.7	**7.4**
2017-12	27.8	37.9	34.3	**-6.5**
2018-01	30.8	35.3	33.9	**-3.1**

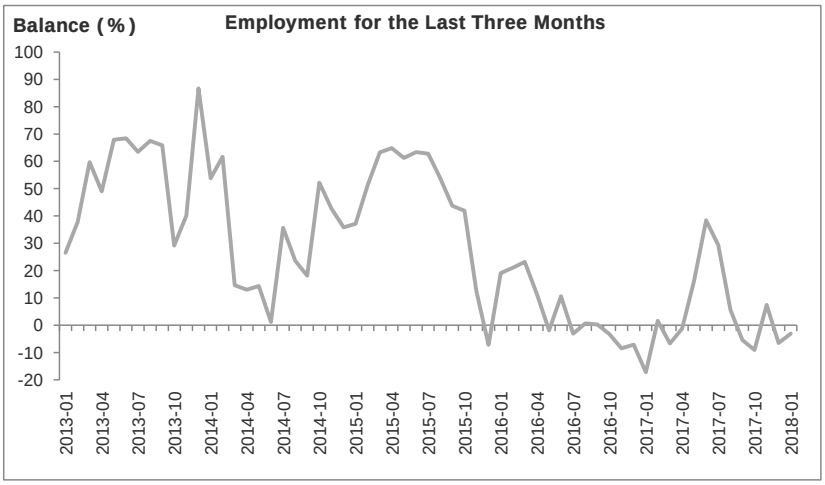

3.5 Employment for the Next Three Months

Months	Increase	Remain Unchanged	Decrease	Balance
2017-01	45.1	53.0	1.9	**43.2**
2017-02	46.8	51.0	2.2	**44.6**
2017-03	53.4	36.2	10.4	**43.0**
2017-04	39.4	49.3	11.3	**28.1**
2017-05	37.5	52.1	10.4	**27.1**
2017-06	37.8	50.6	11.6	**26.2**
2017-07	38.0	51.2	10.8	**27.2**
2017-08	40.1	48.5	11.4	**28.7**
2017-09	40.6	48.0	11.4	**29.2**
2017-10	39.6	50.7	9.7	**29.9**
2017-11	46.2	52.6	1.2	**45.0**
2017-12	35.9	52.5	11.6	**24.3**
2018-01	30.9	57.5	11.6	**19.3**

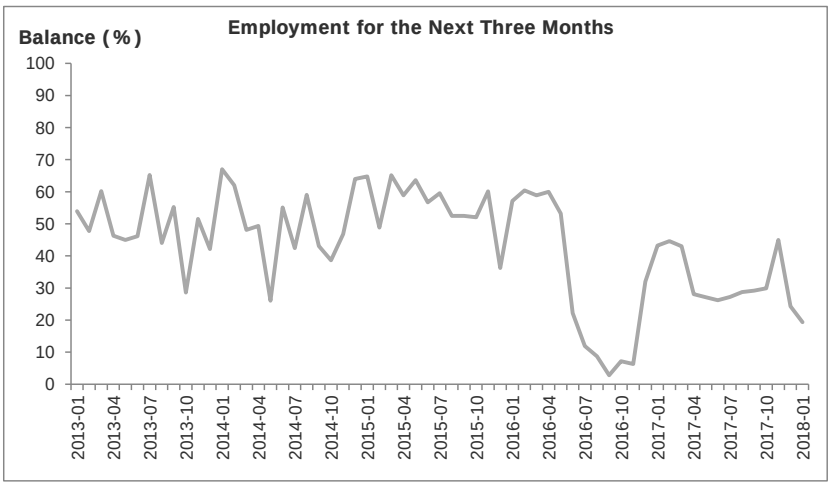

Contents

3. FINANCIAL SERVICES SURVEY WEIGHTED AGGREGATED RESULTS

3.6 Operating Income for the Last Three Months (*)

Months	Increased	Remained Unchanged	Decreased	Balance
2017-01	71.5	18.5	10.0	**61.5**
2017-04	89.3	9.0	1.7	**87.6**
2017-07	41.7	45.9	12.4	**29.3**
2017-10	68.3	21.9	9.8	**58.5**
2018-01	75.5	21.6	2.9	**72.6**

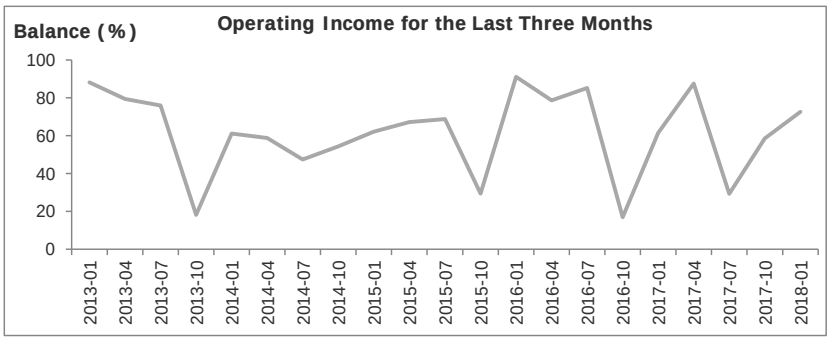

3.7 Operating Income for the Next Three Months (*)

Months	Increase	Remain Unchanged	Decrease	Balance
2017-01	56.0	41.6	2.4	**53.6**
2017-04	56.0	41.6	2.4	**53.6**
2017-07	42.7	47.0	10.3	**32.4**
2017-10	67.1	32.1	0.8	**66.3**
2018-01	49.3	42.0	8.7	**40.6**

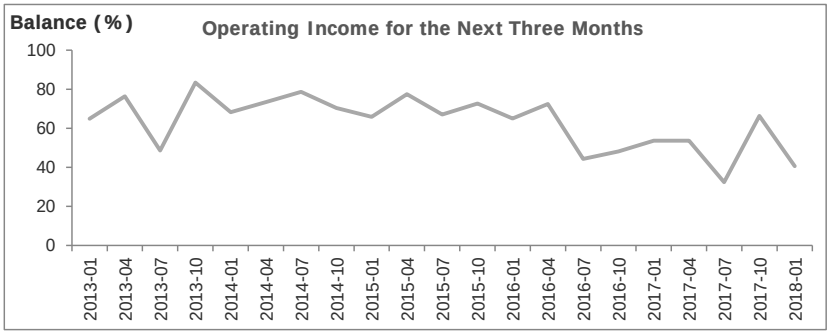

3.8 Operating Expenses for the Last Three Months (*)

Months	Increased	Remained Unchanged	Decreased	Balance
2017-01	82.0	16.4	1.6	**80.4**
2017-04	35.2	26.0	38.8	**-3.6**
2017-07	63.8	13.2	23.0	**40.8**
2017-10	53.1	27.4	19.5	**33.6**
2018-01	76.2	22.1	1.7	**74.5**

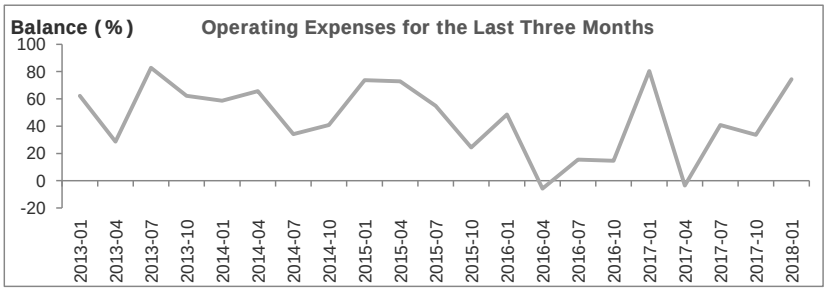

3.9 Operating Expenses for the Next Three Months (*)

Months	Increase	Remain Unchanged	Decrease	Balance
2017-01	40.8	48.5	10.7	**30.1**
2017-04	55.2	43.3	1.5	**53.7**
2017-07	48.8	41.1	10.1	**38.7**
2017-10	59.6	39.9	0.5	**59.1**
2018-01	50.4	37.0	12.6	**37.8**

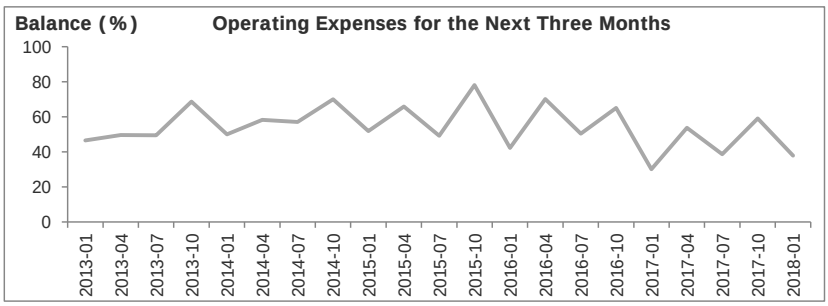

(*) These indicators are produced quarterly (in January, April, July and October).

Contents

3. FINANCIAL SERVICES SURVEY WEIGHTED AGGREGATED RESULTS

3.10 Profitability for the Last Three Months (*)

Months	Increased	Remained Unchanged	Decreased	Balance
2017-01	46.4	30.8	22.8	**23.6**
2017-04	93.0	6.3	0.7	**92.3**
2017-07	35.9	35.6	28.5	**7.4**
2017-10	43.2	45.1	11.7	**31.5**
2018-01	45.9	44.1	10.0	**35.9**

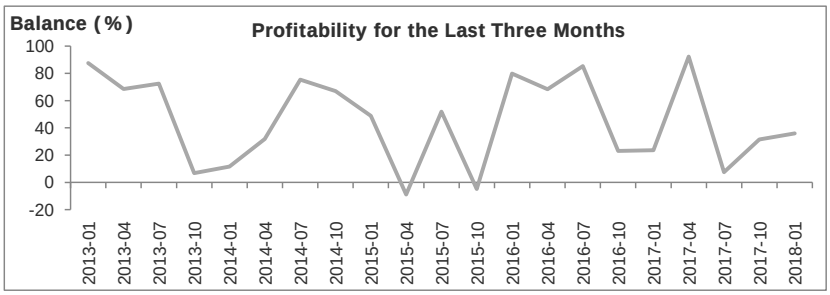

3.11 Profitability for the Next Three Months (*)

Months	Increase	Remain Unchanged	Decrease	Balance
2017-01	72.6	26.5	0.9	**71.7**
2017-04	45.9	41.0	13.1	**32.8**
2017-07	48.8	49.3	1.9	**46.9**
2017-10	53.1	36.5	10.4	**42.7**
2018-01	55.7	43.8	0.5	**55.2**

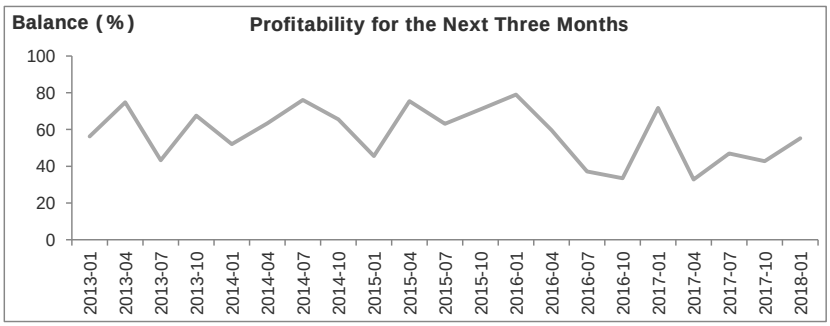

3.12 Capital Expenditure for the Last Three Months (*)

Months	Increased	Remained Unchanged	Decreased	Balance
2017-01	54.1	35.8	10.1	**44.0**
2017-04	37.0	51.0	12.0	**25.0**
2017-07	27.7	60.9	11.4	**16.3**
2017-10	35.2	54.1	10.7	**24.5**
2018-01	44.3	46.2	9.5	**34.8**

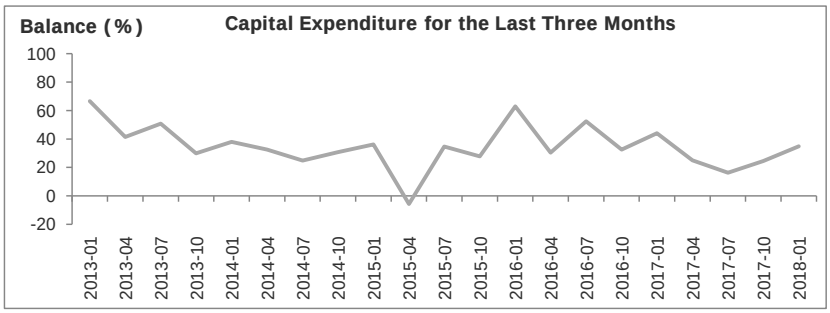

3.13 Capital Expenditure for the Next Three Months (*)

Months	Increase	Remain Unchanged	Decrease	Balance
2017-01	29.6	57.7	12.7	**16.9**
2017-04	41.6	57.0	1.4	**40.2**
2017-07	42.1	57.0	0.9	**41.2**
2017-10	48.0	51.1	0.9	**47.1**
2018-01	40.7	54.9	4.4	**36.3**

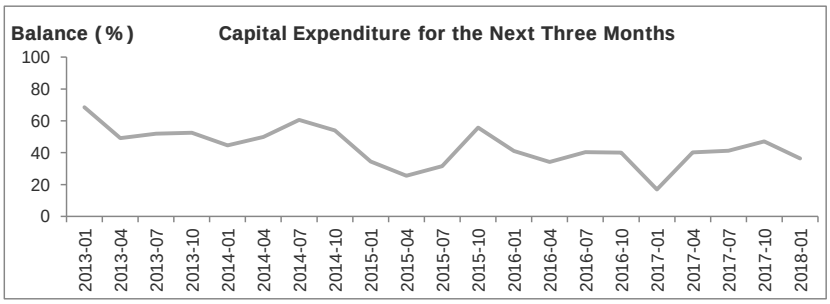

(*) These indicators are produced quarterly (in January, April, July and October).

3. FINANCIAL SERVICES SURVEY WEIGHTED AGGREGATED RESULTS

Contents

3.14 Competitive Position on the Domestic Market for the Last Three Months (*)

Months	Improved	Remained Unchanged	Deteriorated	Balance
2017-01	51.0	48.8	0.2	**50.8**
2017-04	48.1	51.5	0.4	**47.7**
2017-07	43.0	56.7	0.3	**42.7**
2017-10	30.5	69.2	0.3	**30.2**
2018-01	31.0	68.6	0.4	**30.6**

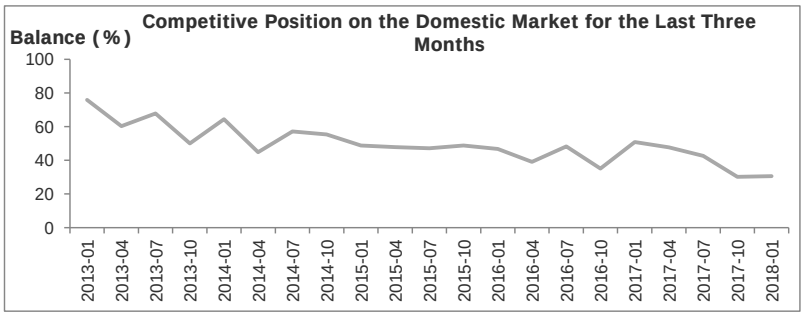

3.15 Competitive Position on Foreign Markets Inside the EU for the Last Three Months (*)

Months	Improved	Remained Unchanged	Deteriorated	Balance
2017-01	8.8	90.2	1.0	**7.8**
2017-04	9.1	90.6	0.3	**8.8**
2017-07	19.8	80.2	0.0	**19.8**
2017-10	28.9	70.6	0.5	**28.4**
2018-01	20.7	78.9	0.4	**20.3**

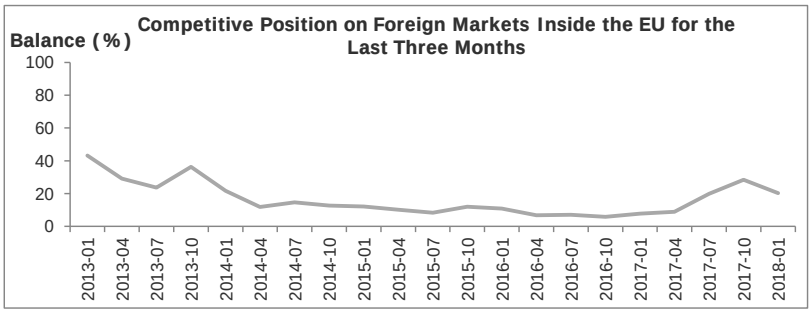

3.16 Competitive Position on Foreign Markets Outside the EU for the Last Three Months (*)

Months	Improved	Remained Unchanged	Deteriorated	Balance
2017-01	8.8	90.2	1.0	**7.8**
2017-04	9.3	90.4	0.3	**9.0**
2017-07	19.8	80.2	0.0	**19.8**
2017-10	28.9	71.0	0.1	**28.8**
2018-01	20.7	79.0	0.3	**20.4**

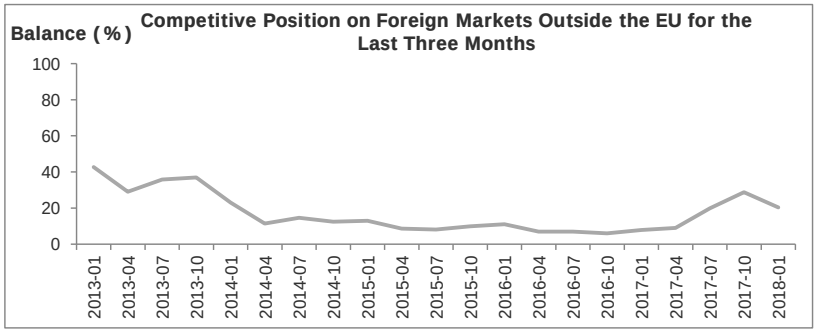

(*) These indicators are produced quarterly (in January, April, July and October).

3. FINANCIAL SERVICES SURVEY WEIGHTED AGGREGATED RESULTS

Contents

3.17 Competitive Position on the Domestic Market for the Next Three Months (*)

Months	Improve	Remain Unchanged	Deteriorate	Balance
2017-01	41.2	57.7	1.1	**40.1**
2017-04	32.1	67.8	0.1	**32.0**
2017-07	41.8	57.9	0.3	**41.5**
2017-10	42.3	57.4	0.3	**42.0**
2018-01	42.3	57.6	0.1	**42.2**

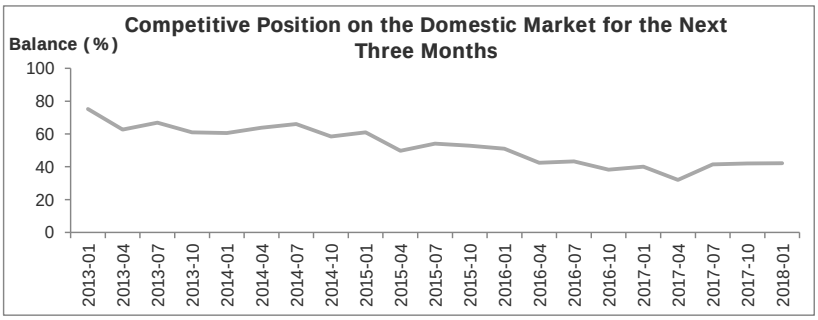

3.18 Competitive Position on Foreign Markets Inside the EU for the Next Three Months (*)

Months	Improve	Remain Unchanged	Deteriorate	Balance
2017-01	9.1	89.8	1.1	**8.0**
2017-04	9.1	90.7	0.2	**8.9**
2017-07	10.3	89.7	0.0	**10.3**
2017-10	20.4	79.3	0.3	**20.1**
2018-01	11.4	88.5	0.1	**11.3**

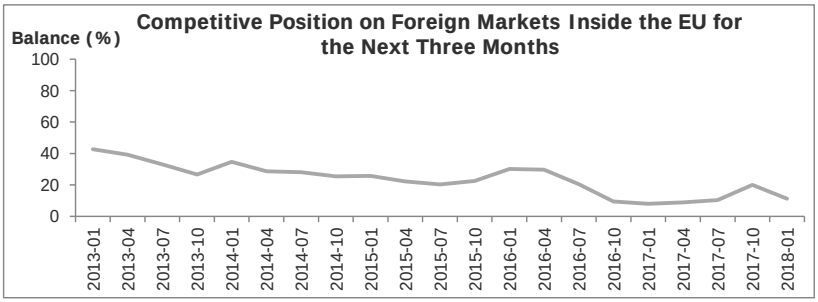

3.19 Competitive Position on Foreign Markets Outside the EU for the Next Three Months (*)

Months	Improve	Remain Unchanged	Deteriorate	Balance
2017-01	10.9	88.0	1.1	**9.8**
2017-04	9.1	90.7	0.2	**8.9**
2017-07	10.1	89.9	0.0	**10.1**
2017-10	20.5	79.2	0.3	**20.2**
2018-01	11.4	88.5	0.1	**11.3**

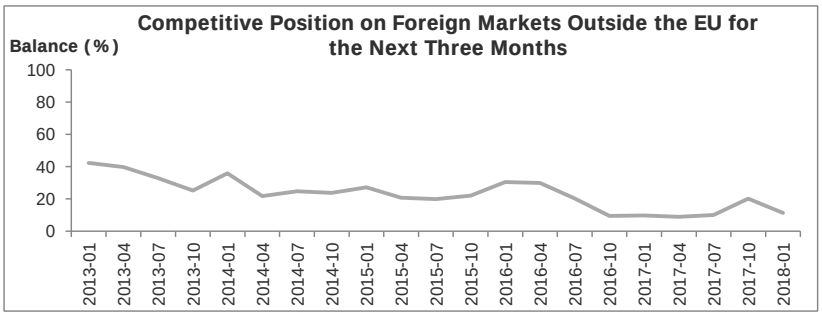

(*) These indicators are produced quarterly (in January, April, July and October).