

RESIDENTIAL PROPERTY PRICE INDEX

DATA GOVERNANCE AND STATISTICS DEPARTMENT
SURVEYS AND INDICES DIVISION

DECEMBER 2025



Residential Property Price Index (RPPI)

In December 2025, RPPI increased monthly by **0.2** percent, recorded an annual increase of **29.0** percent in nominal terms and an annual decrease of **1.4** percent in real terms.

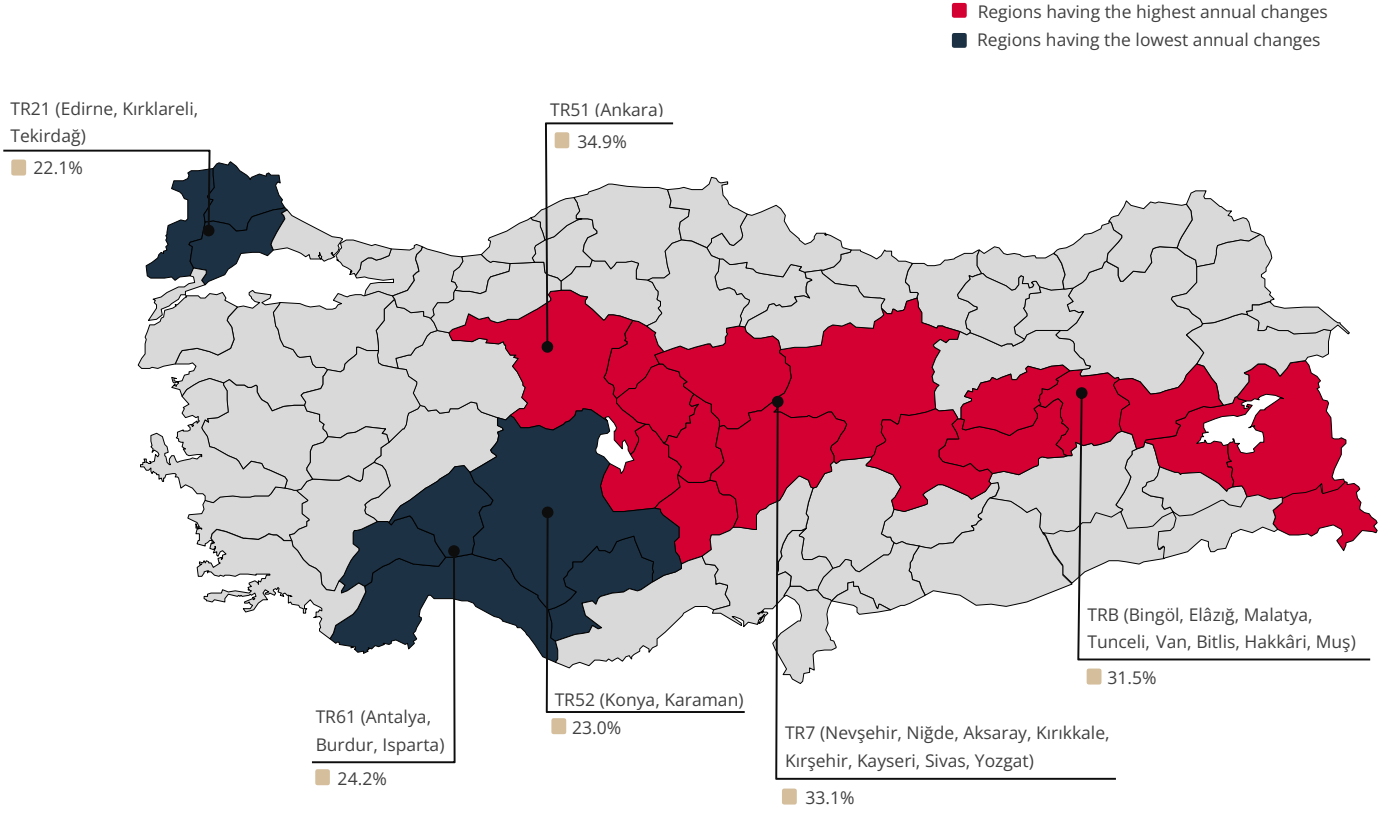





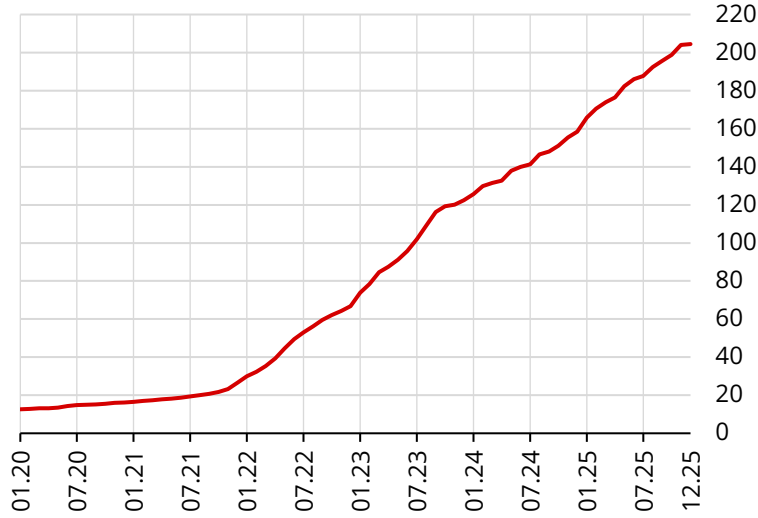
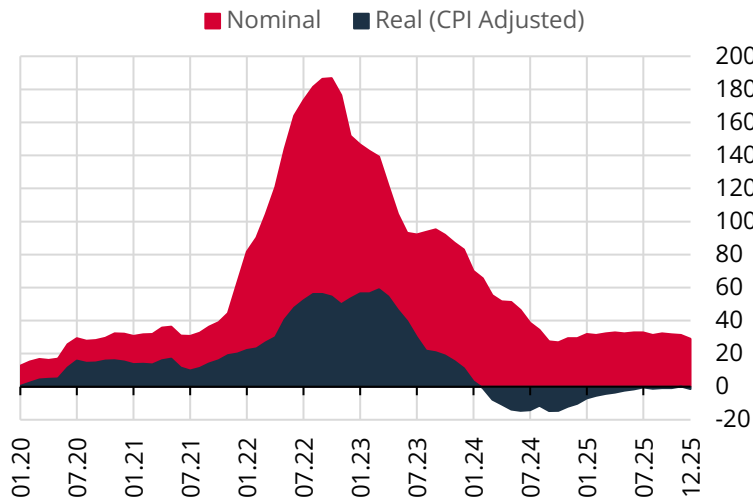


Table 1: Residential Property Price Indices (2023=100)

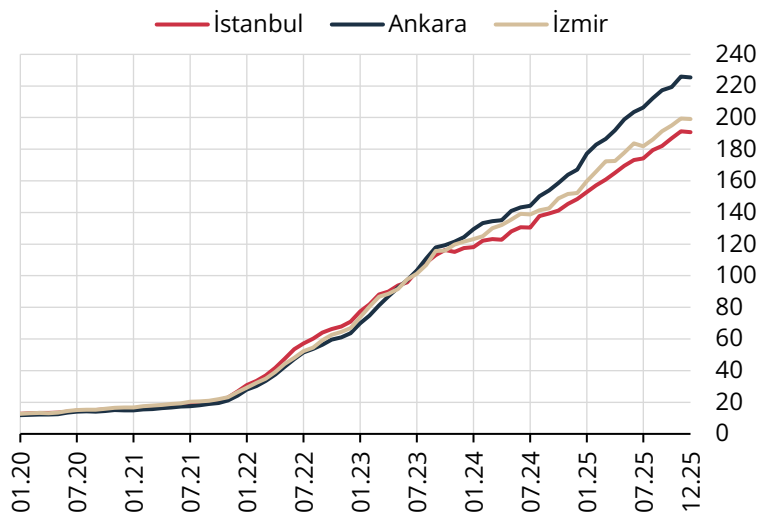
	 TÜRKİYE	 İSTANBUL	 ANKARA	 İZMİR
 Residential Property Price Index	204.5	190.9	225.5	199.2
Annual Change	29.0%	28.5%	34.9%	30.8%
Monthly Change	0.2%	-0.2%	-0.2%	-0.1%

Graph 1: Residential Property Price Index (Level, 2023=100)

The Residential Property Price Index (RPPI) (2023=100), which measures quality adjusted price changes of dwellings in Türkiye stands at **204.5** in December 2025 by a monthly increase of **0.2** percent.

Graph 2: Residential Property Price Index (Annual % Change)

The RPPI increased annually by **29.0** percent in nominal terms and decreased by **1.4** percent in real terms.

Graph 3: Residential Property Price Index for Three Major Cities (Level, 2023=100)

In December 2025, the RPPI decreased monthly by **0.2**, **0.2** and **0.1** percent in İstanbul, Ankara and İzmir respectively. İstanbul, Ankara and İzmir recorded an annual increase of **28.5**, **34.9** and **30.8** percent respectively.

According to the Nomenclature of Territorial Units for Statistics, in December 2025, the highest annual increase was observed in Ankara region with **34.9** percent, while the lowest annual increase was observed in Edirne, Kırklareli, Tekirdağ region with **22.1** percent.

Graph 4: Residential Property Price Index by Regions (Annual % Change)

