

RESIDENTIAL PROPERTY PRICE INDEX

DATA GOVERNANCE AND STATISTICS DEPARTMENT
SURVEYS AND INDICES DIVISION

APRIL 2025



Residential Property Price Index (RPPI)

In April 2025, RPPI increased monthly by **1.5** percent, recorded an annual increase of **32.9** percent in nominal terms and an annual decrease of **3.6** percent in real terms.

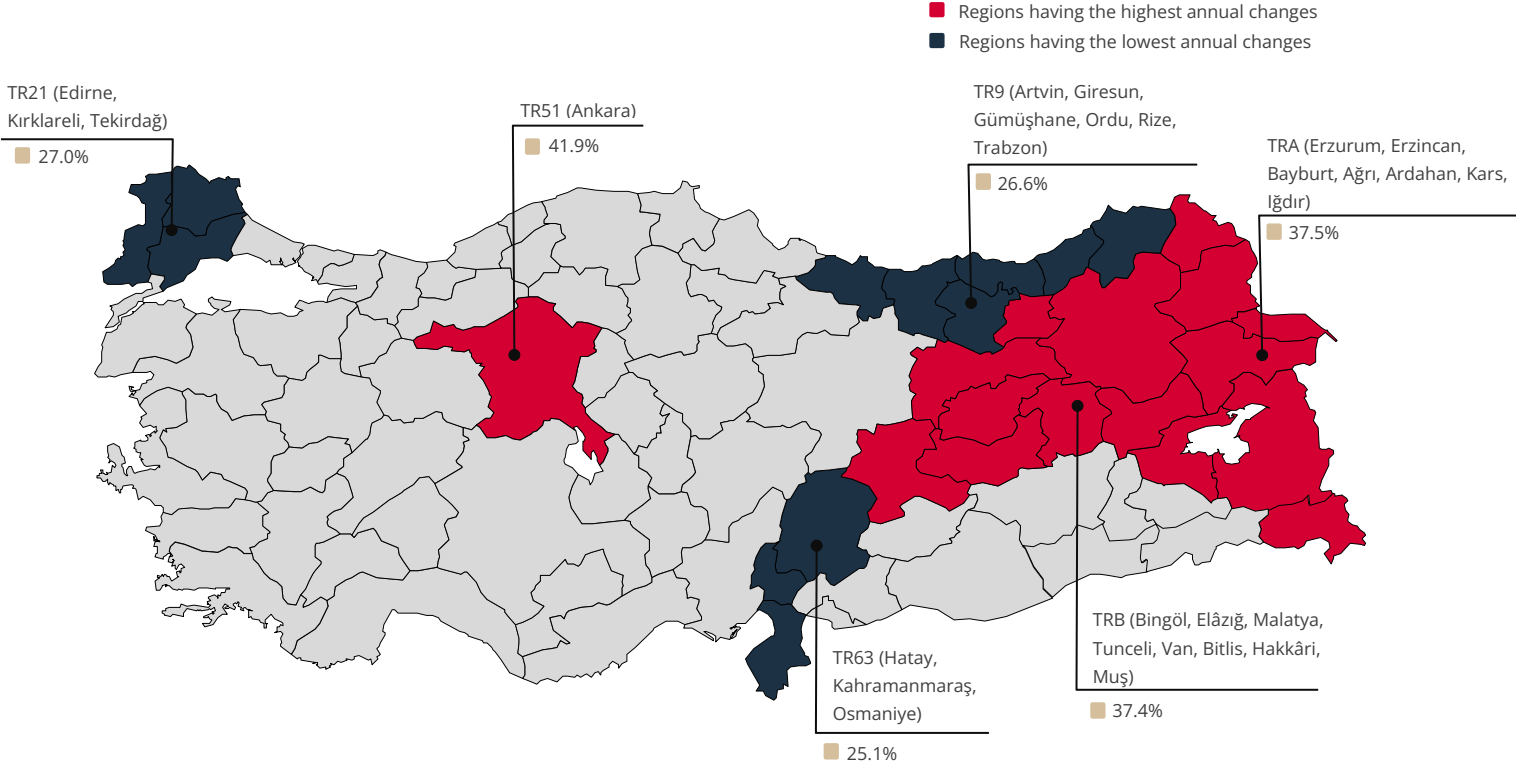
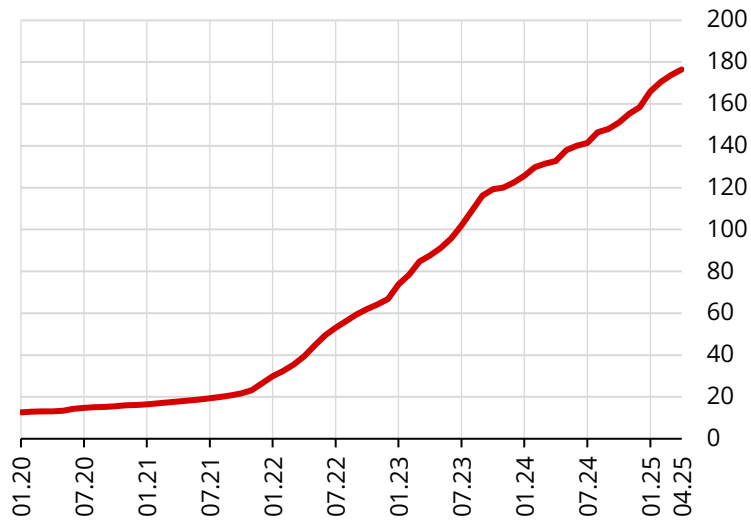
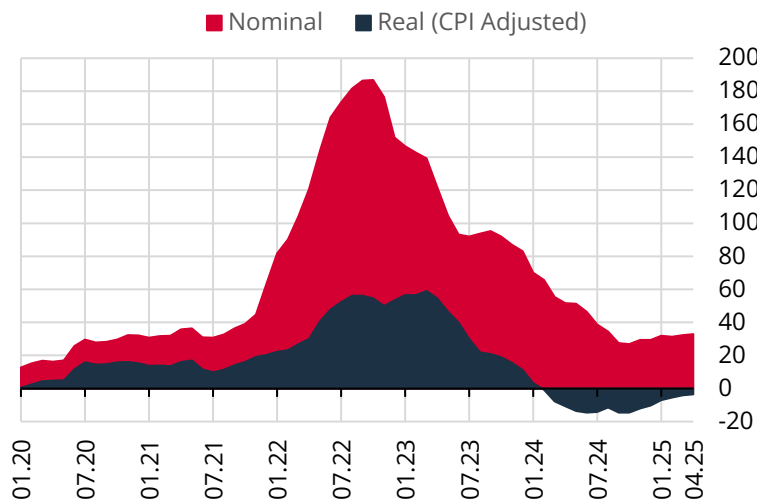


Table 1: Residential Property Price Indices (2023=100)

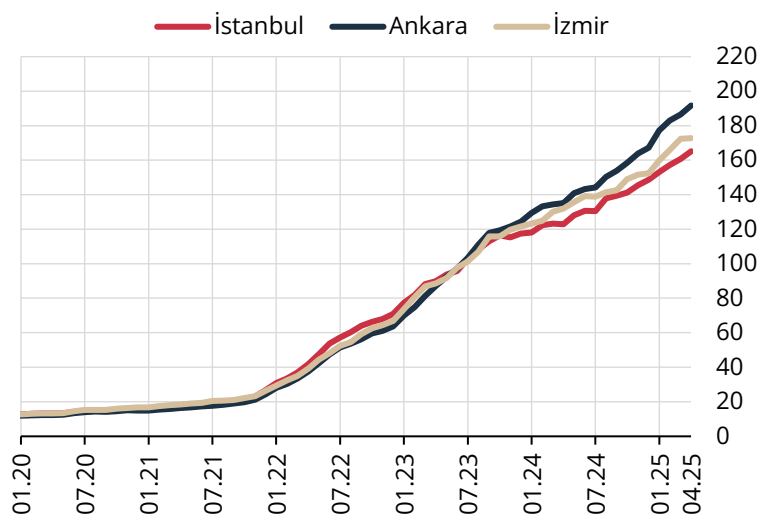
	TÜRKİYE	İSTANBUL	ANKARA	İZMİR
Residential Property Price Index	176.4	165.1	191.7	172.8
Annual Change	32.9%	34.4%	41.9%	30.9%
Monthly Change	1.5%	2.7%	2.8%	0.2%

Graph 1: Residential Property Price Index (Level, 2023=100)

The Residential Property Price Index (RPPI) (2023=100), which measures quality adjusted price changes of dwellings in Türkiye stands at **176.4** in April 2025 by a monthly increase of **1.5** percent.

Graph 2: Residential Property Price Index (Annual % Change)

The RPPI increased annually by **32.9** percent in nominal terms and decreased by **3.6** percent in real terms.

Graph 3: Residential Property Price Index for Three Major Cities (Level, 2023=100)

In April 2025, the RPPI increased monthly by **2.7**, **2.8** and **0.2** percent in İstanbul, Ankara and İzmir respectively. İstanbul, Ankara and İzmir recorded an annual increase of **34.4**, **41.9** and **30.9** percent respectively.