

RESIDENTIAL PROPERTY PRICE INDEX

DATA GOVERNANCE AND STATISTICS DEPARTMENT
SURVEYS AND INDICES DIVISION

AUGUST 2024



Residential Property Price Index (RPPI)

In August 2024, RPPI increased monthly by **3.6** percent, recorded an annual increase of **34.3** percent in nominal terms and an annual decrease of **11.6** percent in real terms.

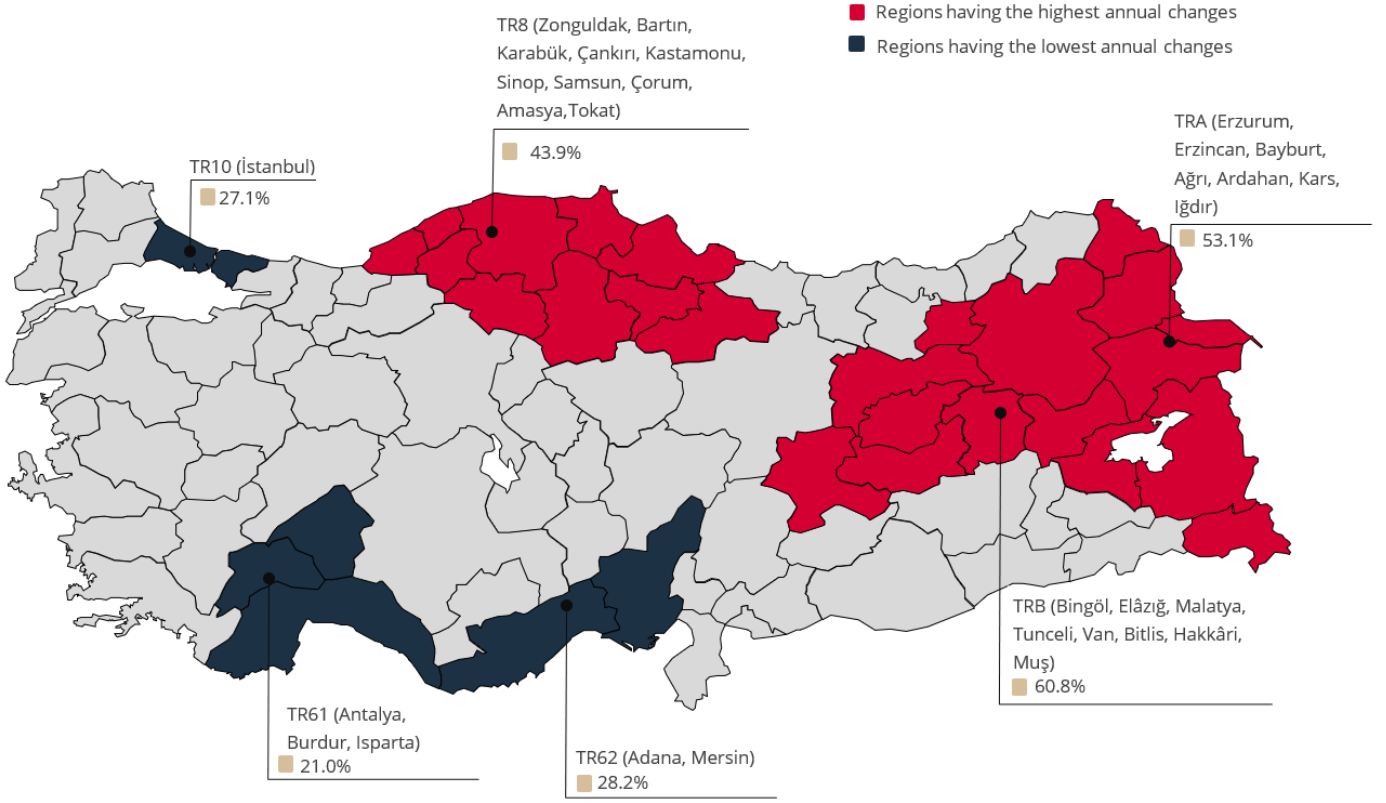





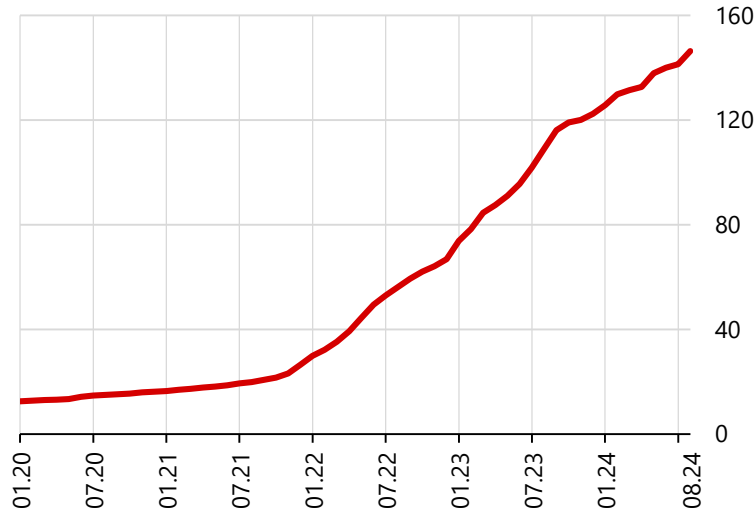
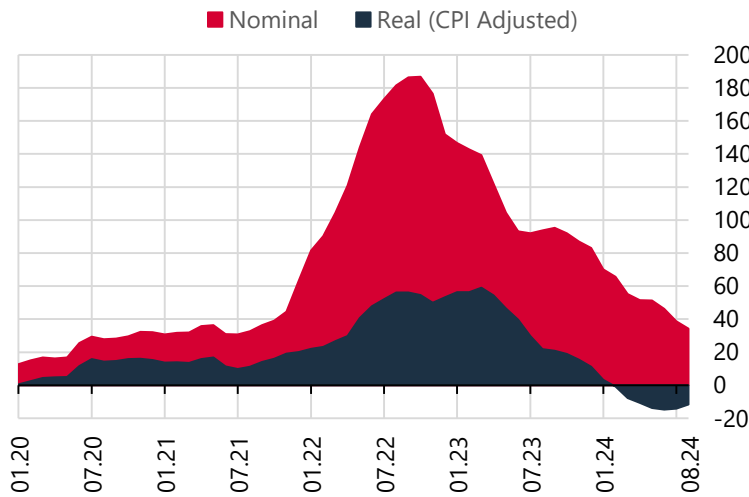


Table 1: Residential Property Price Indices (2023=100)

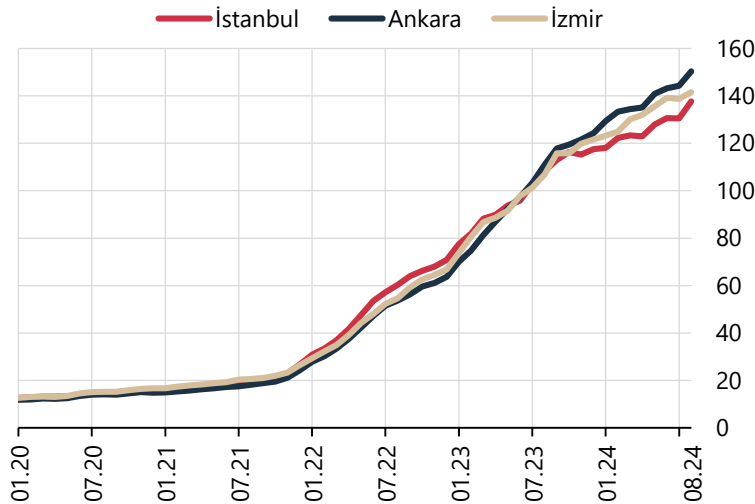
	TÜRKİYE	İSTANBUL	ANKARA	İZMİR
				
Residential Property Price Index	146.4	137.6	150.4	141.5
Annual Change	34.3%	27.1%	35.6%	32.4%
Monthly Change	3.6%	5.5%	4.3%	2.0%

Graph 1: Residential Property Price Index (Level, 2023=100)

The Residential Property Price Index (RPPi) (2023=100), which measures quality adjusted price changes of dwellings in Türkiye stands at **146.4** in August 2024 by a monthly increase of **3.6** percent.

Graph 2: Residential Property Price Index (Annual % Change)

The RPPi increased annually by **34.3** percent in nominal terms and decreased by **11.6** percent in real terms.

Graph 3: Residential Property Price Index for Three Major Cities (Level, 2023=100)

In August 2024, the RPPi increased monthly by **5.5**, **4.3** and **2.0** percent in İstanbul, Ankara and İzmir respectively. İstanbul, Ankara and İzmir recorded an annual increase of **27.1**, **35.6** and **32.4** percent respectively.