

RESIDENTIAL PROPERTY PRICE INDEX

DATA GOVERNANCE AND STATISTICS DEPARTMENT
SURVEYS AND INDICES DIVISION

DECEMBER 2024



Residential Property Price Index (RPPI)

In December 2024, RPPI increased monthly by **2.0** percent, recorded an annual increase of **29.4** percent in nominal terms and an annual decrease of **10.4** percent in real terms.

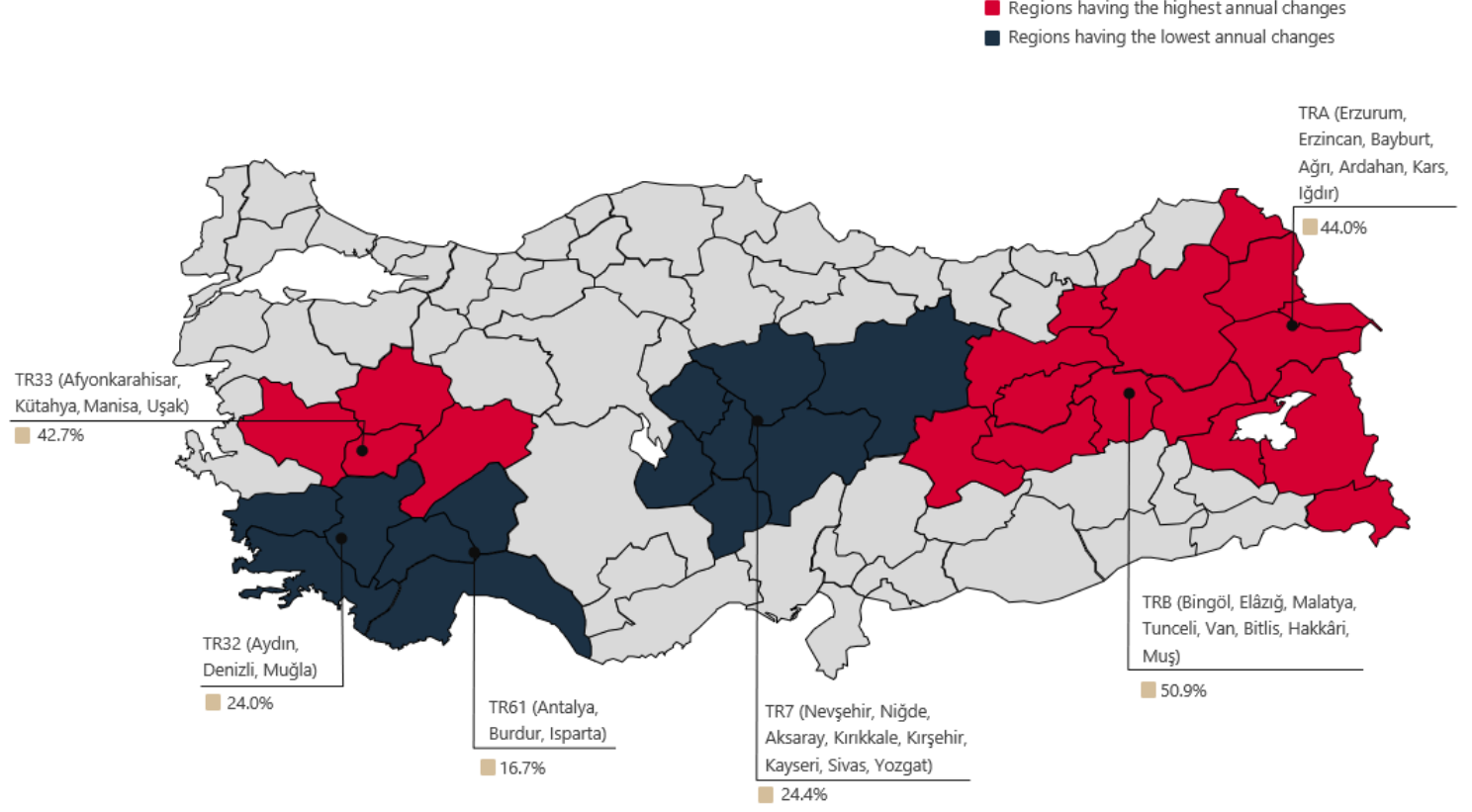
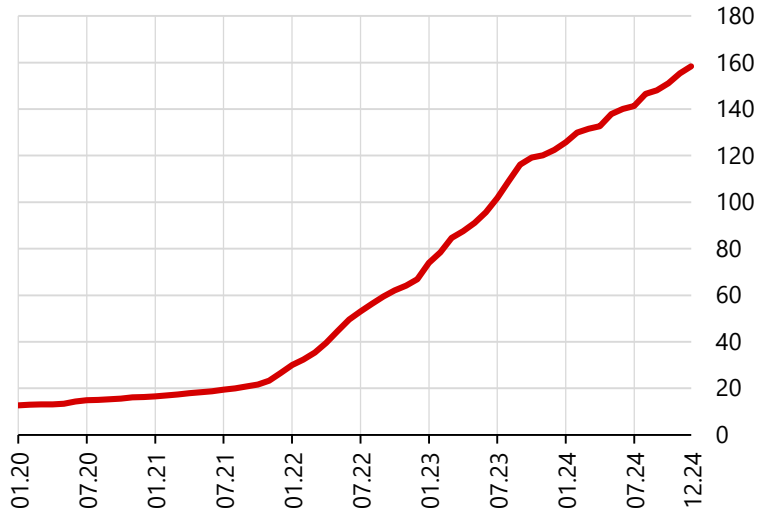
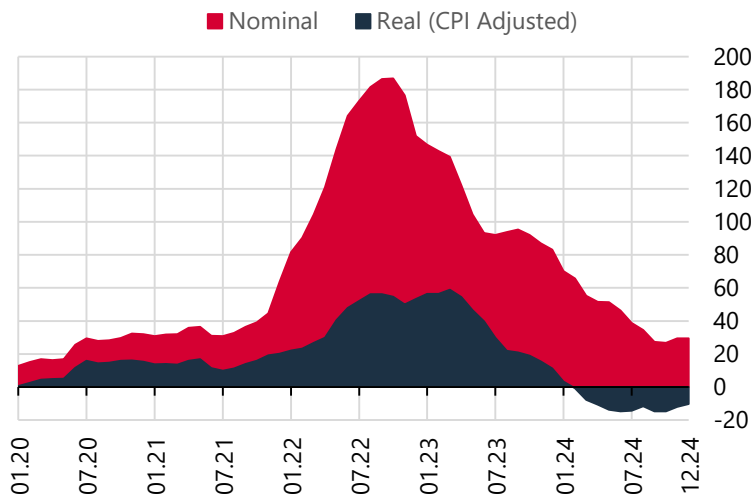


Table 1: Residential Property Price Indices (2023=100)

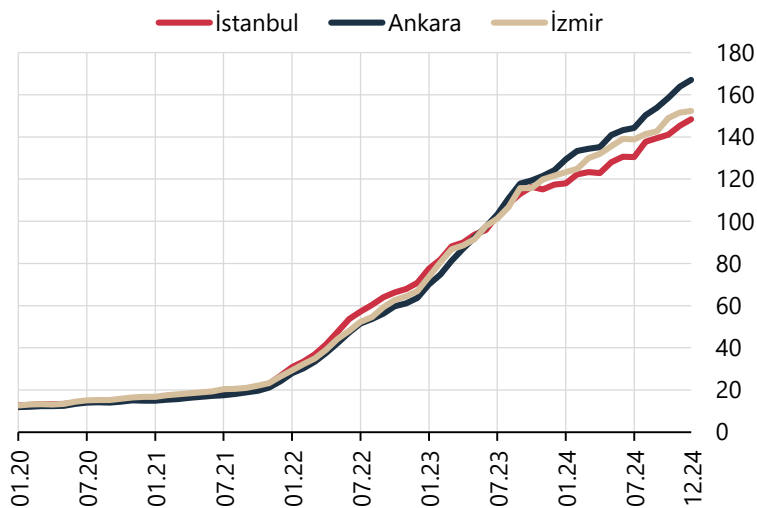
	TÜRKİYE	İSTANBUL	ANKARA	İZMİR
Residential Property Price Index	158.5	148.4	167.1	152.3
Annual Change	29.4%	26.3%	34.4%	25.2%
Monthly Change	2.0%	2.1%	2.0%	0.4%

Graph 1: Residential Property Price Index (Level, 2023=100)

The Residential Property Price Index (RPPI) (2023=100), which measures quality adjusted price changes of dwellings in Türkiye stands at **158.5** in December 2024 by a monthly increase of **2.0** percent.

Graph 2: Residential Property Price Index (Annual % Change)

The RPPI increased annually by **29.4** percent in nominal terms and decreased by **10.4** percent in real terms.

Graph 3: Residential Property Price Index for Three Major Cities (Level, 2023=100)

In December 2024, the RPPI increased monthly by **2.1**, **2.0** and **0.4** percent in İstanbul, Ankara and İzmir respectively. İstanbul, Ankara and İzmir recorded an annual increase of **26.3**, **34.4** and **25.2** percent respectively.