

RESIDENTIAL PROPERTY PRICE INDEX

DATA GOVERNANCE AND STATISTICS DEPARTMENT
SURVEYS AND INDICES DIVISION

NOVEMBER 2024



Residential Property Price Index (RPPI)

In November 2024, RPPI increased monthly by **2.8** percent, recorded an annual increase of **29.4** percent in nominal terms and an annual decrease of **12.0** percent in real terms.

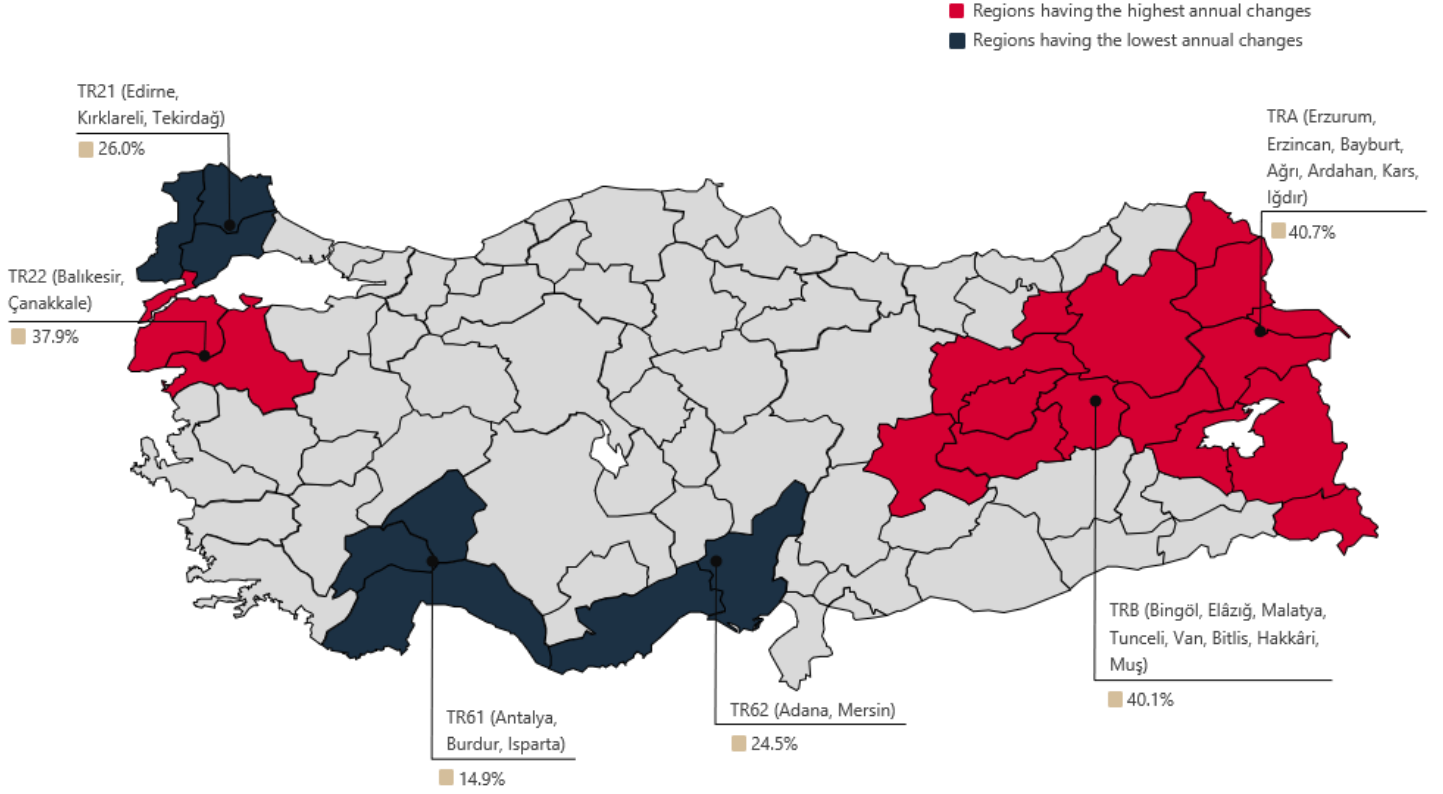
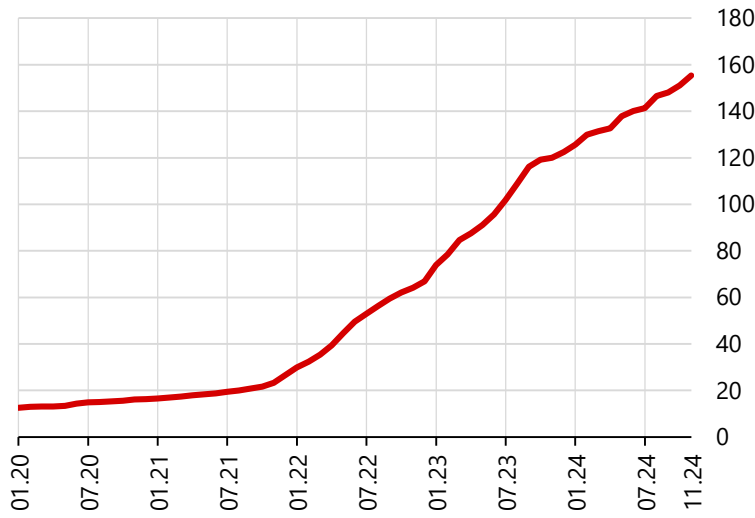
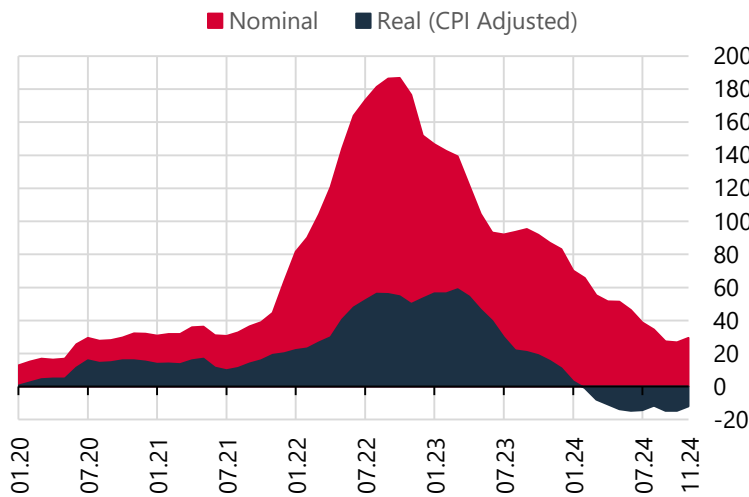


Table 1: Residential Property Price Indices (2023=100)

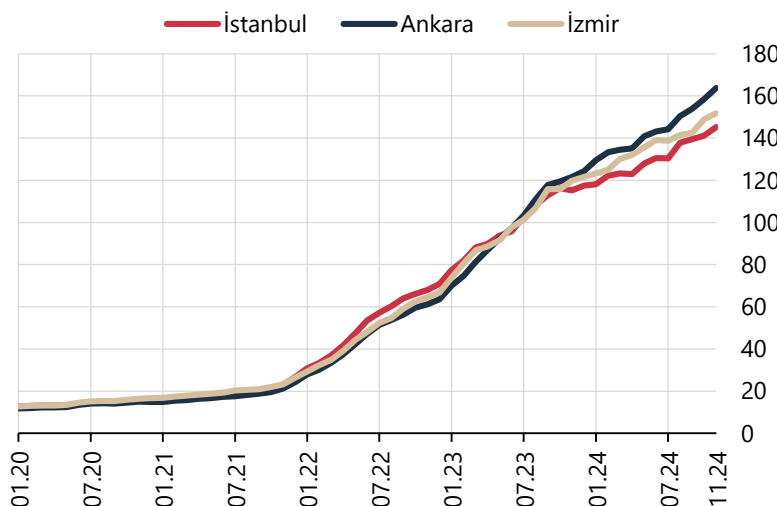
	TÜRKİYE	İSTANBUL	ANKARA	İZMİR
Residential Property Price Index	155.4	145.3	163.8	151.8
Annual Change	29.4%	26.2%	34.8%	26.7%
Monthly Change	2.8%	2.9%	3.4%	1.9%

Graph 1: Residential Property Price Index (Level, 2023=100)

The Residential Property Price Index (RPPI) (2023=100), which measures quality adjusted price changes of dwellings in Türkiye stands at **155.4** in November 2024 by a monthly increase of **2.8** percent.

Graph 2: Residential Property Price Index (Annual % Change)

The RPPI increased annually by **29.4** percent in nominal terms and decreased by **12.0** percent in real terms.

Graph 3: Residential Property Price Index for Three Major Cities (Level, 2023=100)

In November 2024, the RPPI increased monthly by **2.9**, **3.4** and **1.9** percent in İstanbul, Ankara and İzmir respectively. İstanbul, Ankara and İzmir recorded an annual increase of **26.2**, **34.8** and **26.7** percent respectively.