



Foreign Exchange Assets and Liabilities of Non-Financial Companies

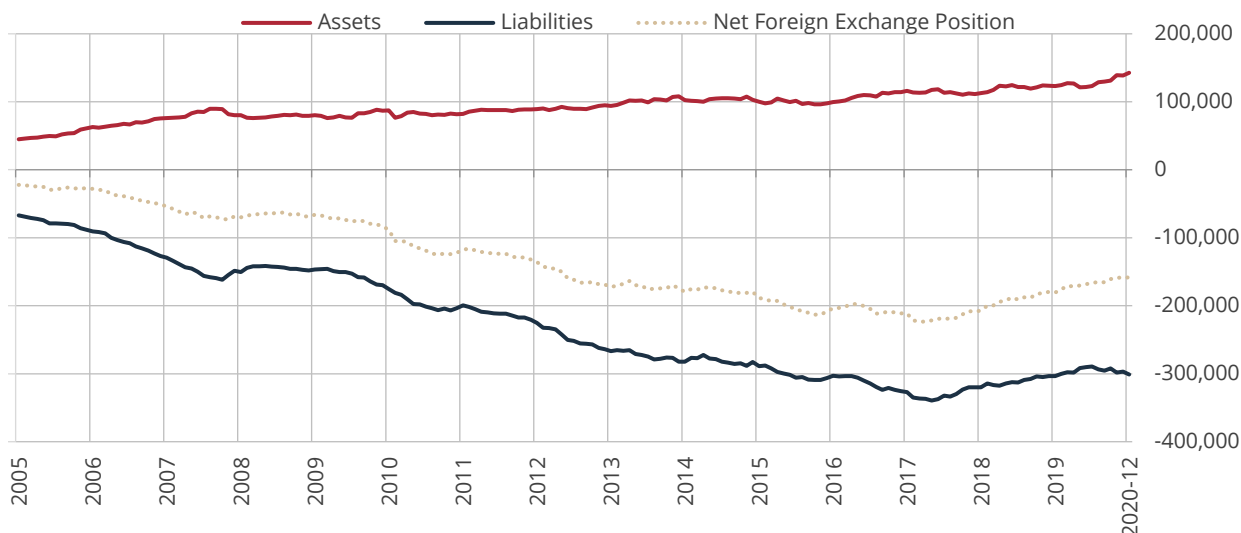
Data Governance and Statistics Department

DECEMBER 2020

Evaluations

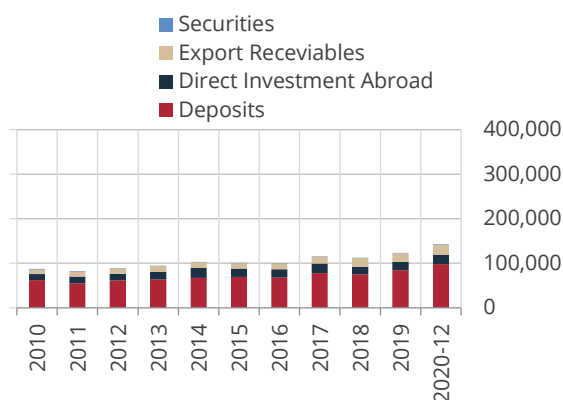
According to the table of Foreign Exchange Assets and Liabilities of Non-Financial Companies as of December 2020, assets increased by USD 4,020 million while liabilities increased by USD 2,832 million, compared to November 2020. Accordingly, Net Foreign Exchange Deficit recorded USD 157,570 million indicating a decrease of USD 1,188 million compared to November 2020 (Graph 1).

Graph 1. Net Foreign Exchange Position - Assets and Liabilities (Million USD)

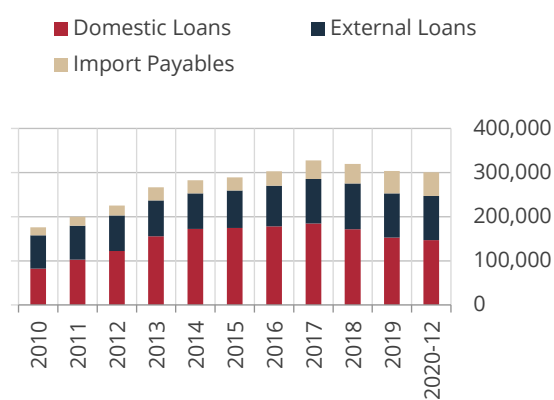


On the asset side; deposits held by domestic banks, export receivables and direct investments abroad increased by USD 1,855 million, USD 1,728 million and USD 435 million respectively compared to November 2020. Accordingly, assets recorded an increase of USD 4,020 million (Graph 2). On the liability side; domestic loans, external loans (excluding trade credits) and import payables increased by USD 496 million, USD 1,398 million and USD 938 million respectively, compared to November 2020. Accordingly, liabilities recorded an increase of USD 2,832 million (Graph 3).

Graph 2. Composition of Assets (Million USD)

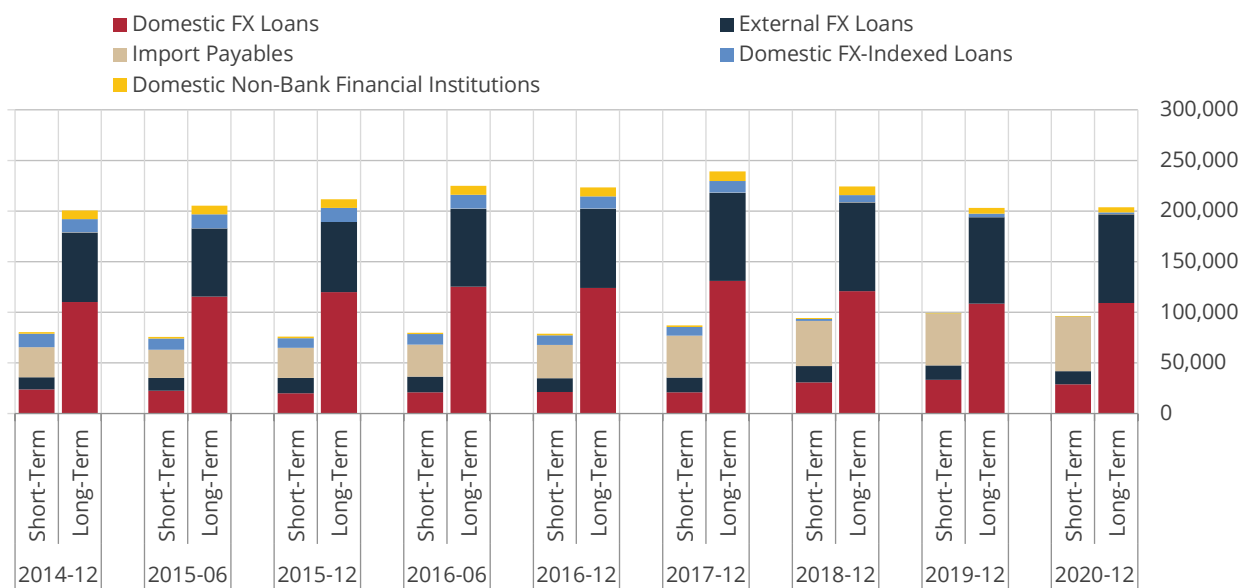


Graph 3. Composition of Liabilities (Million USD)



In December 2020, short-term domestic loans increased by USD 496 million, while long-term domestic loans remained constant compared to November 2020. Short-term external loans increased by USD 1,803 million, while long-term external loans increased by USD 533 million (Graph 4).

Graph 4. Maturity Breakdown of Liabilities (Million USD)



In December 2020, short-term assets recorded USD 121,352 million while short-term liabilities recorded USD 96,159 million. Accordingly, Short-Term Foreign Exchange Surplus recorded USD 25,193 million indicating an increase of USD 1,286 million compared to November 2020. The share of the short-term liabilities in total liabilities is 32 percent (Graph 5).

Graph 5. Share of the Short-Term Liabilities in Total Liabilities (%)

