

# FINANCIAL SERVICES STATISTICS AND FINANCIAL SERVICES CONFIDENCE INDEX

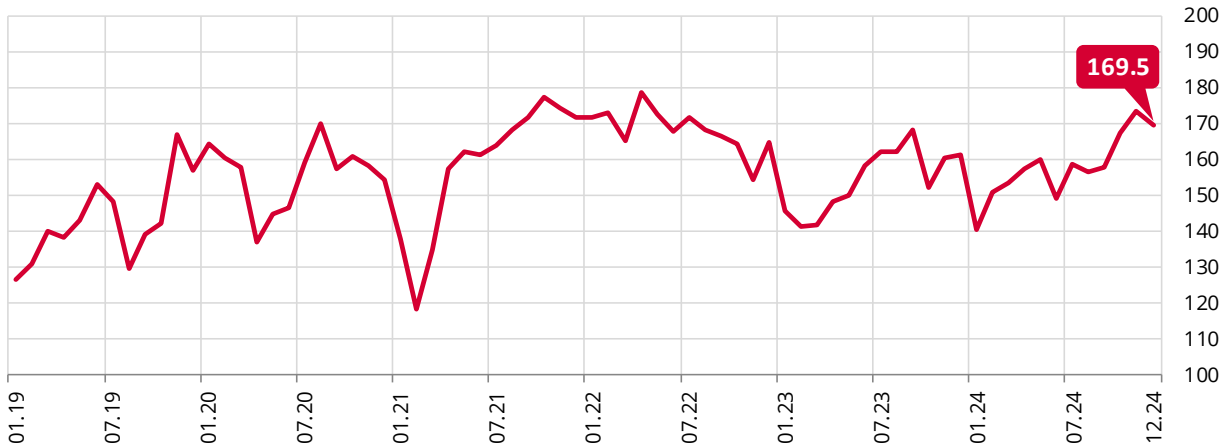
DATA GOVERNANCE AND STATISTICS DEPARTMENT  
SURVEYS AND INDICES DIVISION

DECEMBER 2024



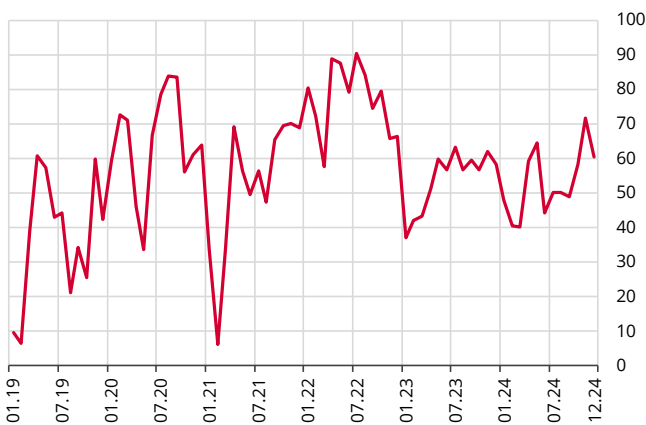
# Financial Services Statistics and Financial Services Confidence Index (FSCI)

**Graph 1: Financial Services Confidence Index (FSCI)**

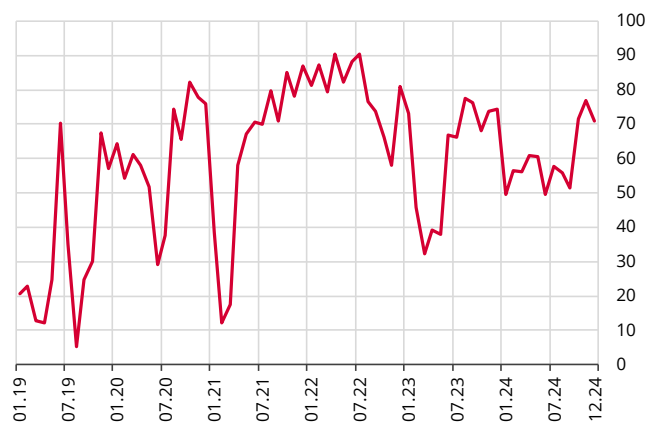


**FSCI=100:** A stable outlook in the financial services sector  
**FSCI>100:** An optimistic outlook in the financial services sector  
**FSCI<100:** A pessimistic outlook in the financial services sector

**Graph 2: Business Situation for the Last Three Months (Balance)**

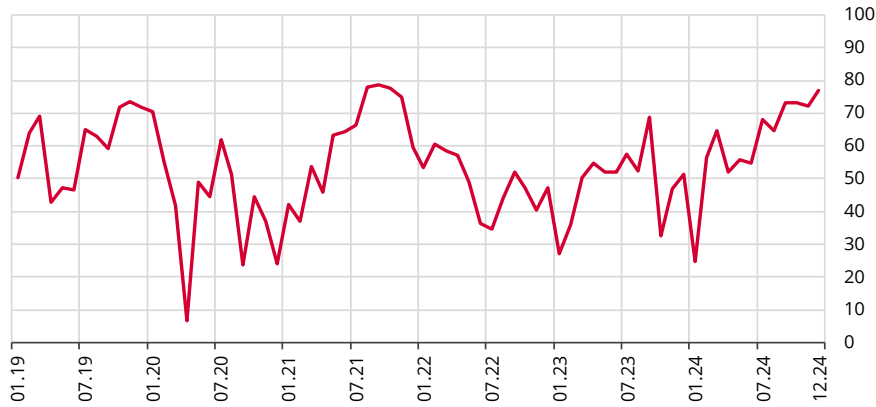


**Graph 3: Demand For Services (Turnover) for the Last Three Months (Balance)**

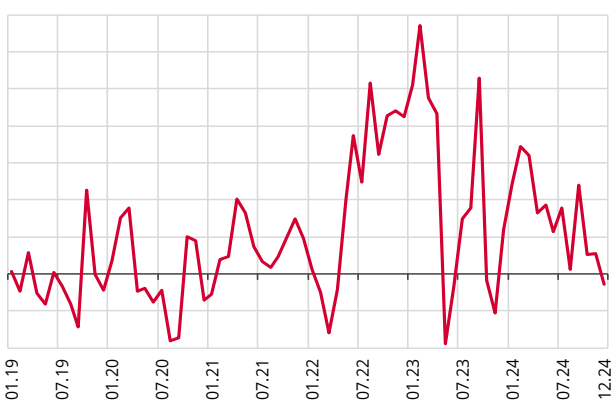


**Balance:** Difference between percentage of “positive” (increased, will increase, improved, will improve) responses and percentage of “negative” (decreased, will decrease, deteriorated, will deteriorate) responses.

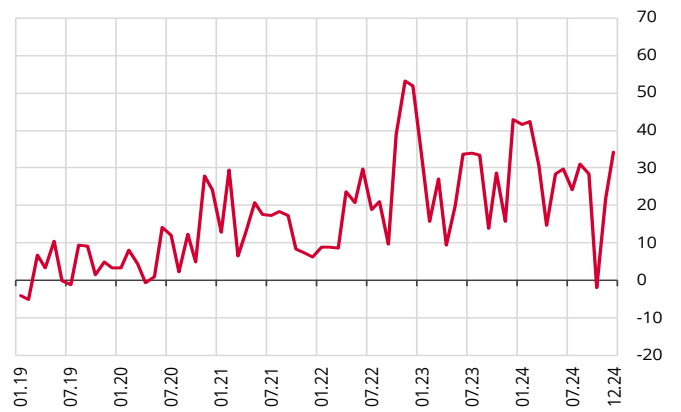
**Graph 4: Demand For Services (Turnover) Expectations for the Next Three Months (Balance)**



**Graph 5: Employment for the Last Three Months (Balance)**



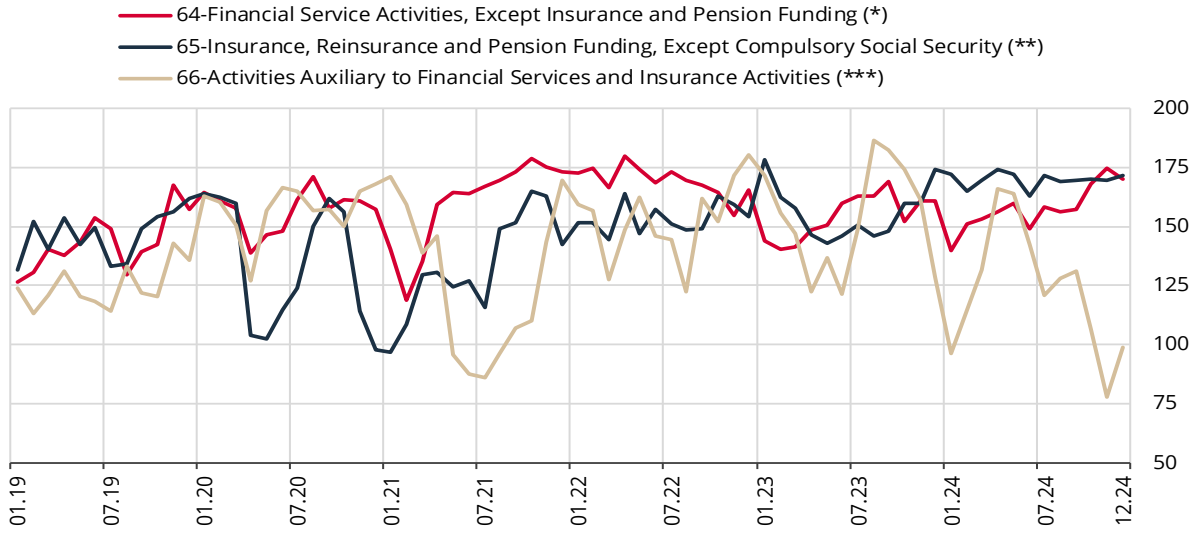
**Graph 6: Employment Expectations for the Next Three Months (Balance)**



**Table 1. FSS Developments in Aggregated Results (\*)**

	Periodicity	Last Three Months	Next Three Months
Business Situation	Monthly	↓ ↑	
Demand For Services (Turnover)	Monthly	↓ ↓	↑ ↑
Employment	Monthly	↓ ↓	↑ ↓

(\*) Short arrows indicate monthly/periodical changes, while long arrows indicate annual changes.

**Graph 7: Confidence Indices by Sub-Sectors in the Financial and Insurance Activities**

(\*) Banks, leasing, factoring ve financing companies are covered.

(\*\*) Insurance and pension funding companies are covered.

(\*\*\*) Brokerage firms are covered.

- Financial Services Statistics and Financial Services Confidence Index has been carried out as part of the "Joint Harmonized European Union Programme of Business and Consumer Surveys" and published as part of the "Official Statistics Programme (OSP)" based on the Statistics Law of Türkiye.
- Financial Services Confidence Index is based on the responses given to the Financial Services Survey of the CBRT conducted with the institutions operating in the financial sector .
- Aggregated results and methodological information are available at the web site <http://www.tcmb.gov.tr> under the menu Statistics/Tendency Surveys/Financial Services Survey and Financial Services Confidence Index. In addition, time series data can be reached at "Statistics/Electronic Data Delivery System (EVDS)/All Series/ Financial Services Survey".
- The survey results are compiled from the responses of the participants and do not reflect the views or predictions of the Central Bank of the Republic of Türkiye.

## Financial Services Survey Aggregated Results (Balance Values)

		JANUARY	FEBRUARY	MARCH	APRIL	MAY	JUNE	JULY	AUGUST	SEPTEMBER	OCTOBER	NOVEMBER	DECEMBER
How has your business situation developed over the past 3 months?	2023	37.1	42.1	43.2	51.2	60.0	56.7	63.2	56.6	59.6	56.6	61.9	58.4
	2024	48.0	40.6	40.2	59.1	64.6	44.2	50.2	50.1	48.8	58.4	71.7	60.4
How has demand (turnover) for your company's services changed over the past 3 months?	2023	73.0	45.7	32.4	39.2	37.9	66.9	66.1	77.4	76.3	68.1	73.6	74.4
	2024	49.7	56.6	56.0	60.8	60.6	49.6	57.7	55.9	51.5	71.4	76.9	71.0
How do you expect the demand (turnover) for your company's services to change over the next 3 months?	2023	27.1	36.1	50.2	54.6	52.1	52.1	57.5	52.5	68.6	32.7	47.0	51.3
	2024	24.6	56.5	64.5	52.2	55.7	54.7	68.1	64.5	73.2	73.1	72.1	77.1
How has your firm's total employment changed over the past 3 months?	2023	51.0	67.1	47.5	43.4	-18.8	-3.3	14.9	17.8	52.8	-1.8	-10.5	12.0
	2024	24.3	34.4	32.0	16.4	18.5	11.5	17.9	1.3	24.1	5.2	5.6	-2.9
How do you expect your firm's total employment to change over the next 3 months?	2023	32.8	15.8	27.0	9.3	19.9	33.7	33.9	33.3	13.8	28.6	15.6	43.0
	2024	41.5	42.3	30.7	14.7	28.3	29.8	24.1	31.1	28.3	-2.1	21.8	34.2
How has your operating income developed over the last 3 months?	2023	63.5			16.9			76.7			80.0		
	2024	43.1			50.7			24.2			57.5		
How do you expect your operating income to develop over the next 3 months?	2023	25.9			26.5			30.7			47.0		
	2024	27.7			61.9			51.5			58.7		
How have your operating expenses developed over the last 3 months?	2023	84.4			80.9			92.9			64.7		
	2024	93.2			75.0			50.4			69.1		
How do you expect your operating expenses to develop over the next 3 months?	2023	48.8			66.2			87.4			71.2		
	2024	66.9			77.7			44.6			44.1		
How has the profitability of your company developed over the last 3 months?	2023	50.0			26.4			44.8			51.0		
	2024	27.6			0.1			-8.4			20.7		
How do you expect the profitability of your company to develop over the next 3 months?	2023	-8.7			20.2			29.9			36.6		
	2024	24.2			54.3			68.8			71.1		
How has your capital expenditure developed over the last 3 months?	2023	52.7			21.4			52.4			48.4		
	2024	73.9			33.2			42.2			49.1		
How do you expect your capital expenditure to develop over the next 3 months?	2023	15.6			26.5			24.6			45.8		
	2024	43.3			57.5			45.3			57.9		
How has your competitive position on the domestic market developed over the past 3 months?	2023	28.2			21.6			23.4			22.9		
	2024	26.3			17.7			18.5			18.1		
How has your competitive position on foreign markets inside the EU developed over the past 3 months?	2023	12.0			10.0			11.0			21.1		
	2024	14.9			14.6			14.9			12.7		
How has your competitive position on foreign markets outside the EU developed over the past 3 months?	2023	11.9			9.9			9.0			21.3		
	2024	14.3			23.5			14.9			13.3		
How do you expect the competitive position on the domestic market to develop over the next 3 months?	2023	30.3			21.7			21.1			17.9		
	2024	24.4			17.0			19.3			18.2		
How do you expect the competitive position on foreign markets inside the EU to develop over the next 3 months?	2023	22.0			11.8			13.2			12.6		
	2024	13.0			12.4			15.1			14.1		
How do you expect the competitive position on foreign markets outside the EU to develop over the next 3 months?	2023	21.7			11.7			8.5			12.8		
	2024	12.8			12.5			15.2			14.1		