

FINANCIAL SERVICES STATISTICS AND FINANCIAL SERVICES CONFIDENCE INDEX

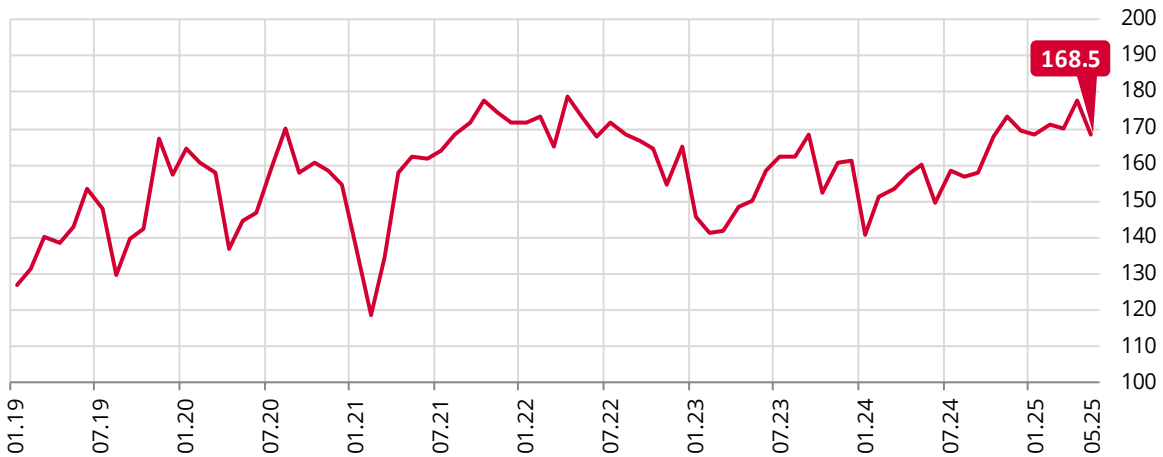
DATA GOVERNANCE AND STATISTICS DEPARTMENT
SURVEYS AND INDICES DIVISION

MAY 2025



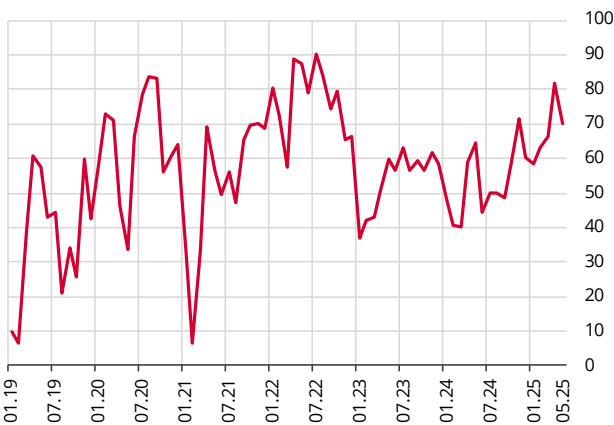
Financial Services Statistics and Financial Services Confidence Index (FSCI)

Graph 1: Financial Services Confidence Index (FSCI)

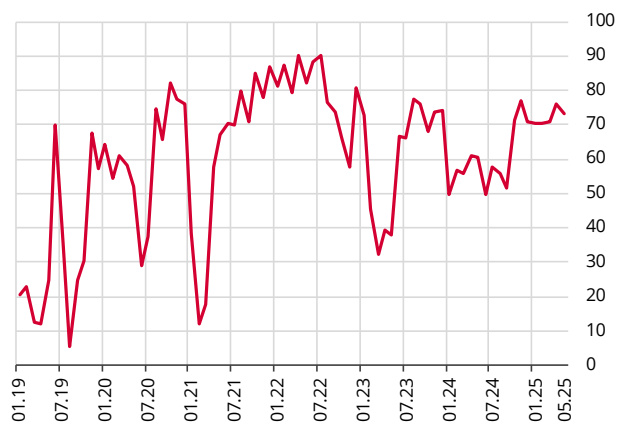


FSCI=100: A stable outlook in the financial services sector
FSCI>100: An optimistic outlook in the financial services sector
FSCI<100: A pessimistic outlook in the financial services sector

Graph 2: Business Situation for the Last Three Months (Balance)

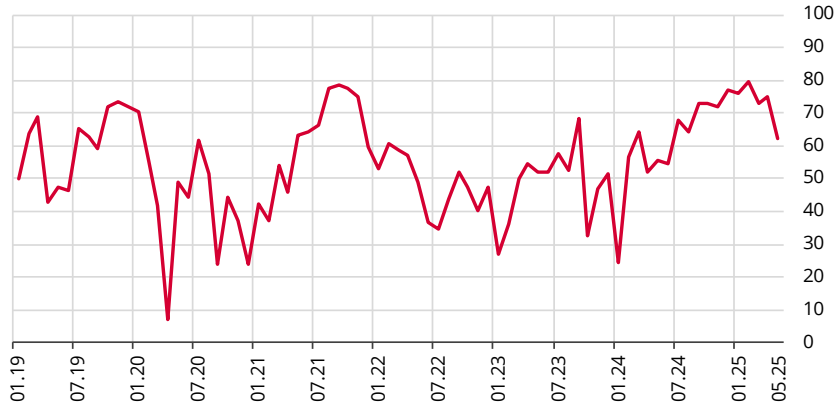


Graph 3: Demand for Services (Turnover) for the Last Three Months (Balance)

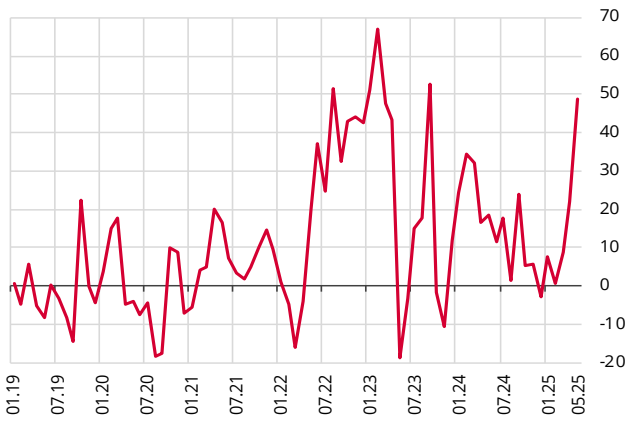


Balance: Difference between percentage of “positive” (increased, will increase, improved, will improve) responses and percentage of “negative” (decreased, will decrease, deteriorated, will deteriorate) responses.

Graph 4: Demand for Services (Turnover) Expectations for the Next Three Months (Balance)



Graph 5: Employment for the Last Three Months (Balance)



Graph 6: Employment Expectations for the Next Three Months (Balance)

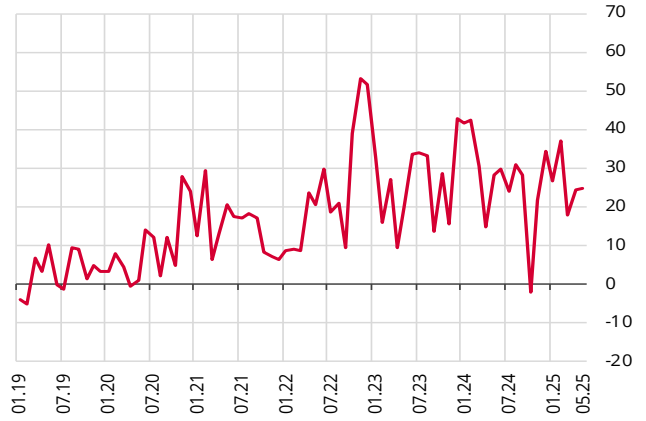
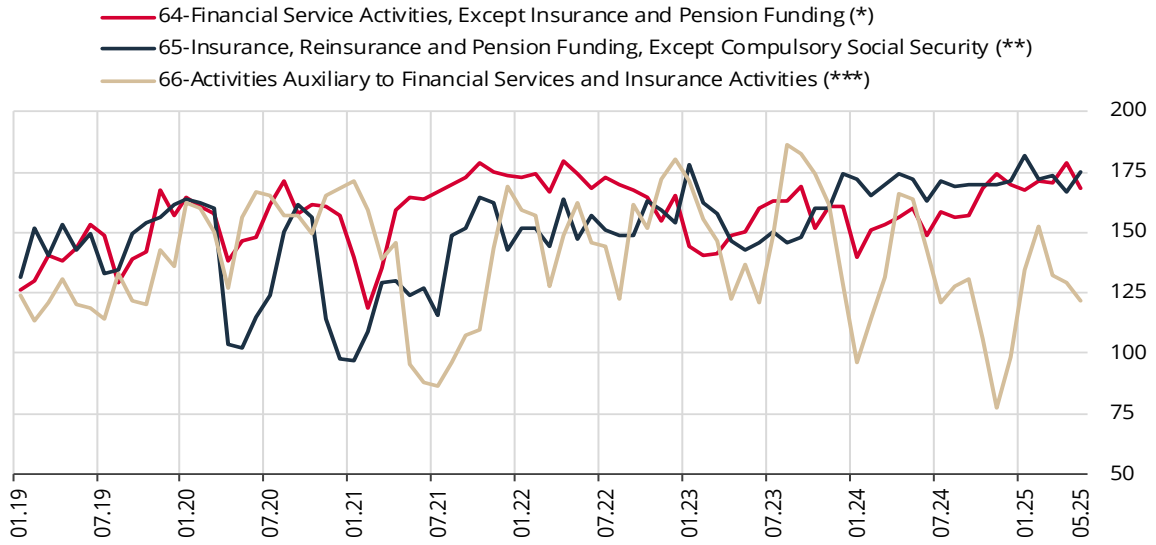


Table 1. FSS Developments in Aggregated Results (*)

	Periodicity	Last Three Months	Next Three Months
Business Situation	Monthly	↓ ↑	
Demand For Services (Turnover)	Monthly	↓ ↑	↓ ↑
Employment	Monthly	↑ ↑	↑ ↓

(*) Short arrows indicate monthly/periodical changes, while long arrows indicate annual changes.

Graph 7: Confidence Indices by Sub-Sectors in the Financial and Insurance Activities

(*) Banks, leasing, factoring ve financing companies are covered.

(**) Insurance and pension funding companies are covered.

(***) Brokerage firms are covered.

- Financial Services Statistics and Financial Services Confidence Index has been carried out as part of the "Joint Harmonized European Union Programme of Business and Consumer Surveys" and published as part of the "Official Statistics Programme (OSP)" based on the Statistics Law of Türkiye.
- Financial Services Confidence Index is based on the responses given to the Financial Services Survey of the CBRT conducted with the institutions operating in the financial sector .
- Aggregated results and methodological information are available at the web site <http://www.tcmb.gov.tr> under the menu Statistics/Tendency Surveys/Financial Services Survey and Financial Services Confidence Index. In addition, time series data can be reached at "Statistics/Electronic Data Delivery System (EVDS)/All Series/ Financial Services Survey".
- The survey results are compiled from the responses of the participants and do not reflect the views or predictions of the Central Bank of the Republic of Türkiye.

